

Row	Company Name	Address	City	State	Zip	Phone	Fax	Website	Product Line	Year	Revenue	Employees	Market Share	Competitor	Notes
1	ABC COMPANY	123 Main St	New York	NY	10001	212-555-1234		www.abc.com	Software	2023	\$10M	50	15%	XYZ Corp	Key player in the market
2	DEF CORP	456 Elm St	Los Angeles	CA	90001	213-555-5678		www.def.com	Hardware	2023	\$8M	40	12%	QRS Inc	Strong presence in the West
3	GHI LLC	789 Oak St	Chicago	IL	60601	312-555-9012		www.ghi.com	Services	2023	\$12M	60	18%	TUV Ltd	Diversified service offerings
4	JKL INC	101 Pine St	San Francisco	CA	94101	415-555-3456		www.jkl.com	Software	2023	\$9M	45	14%	WXY Corp	Highly innovative solutions
5	MNO GROUP	202 Cedar St	Seattle	WA	98101	206-555-7890		www.mno.com	Hardware	2023	\$7M	35	10%	STU Inc	Focus on emerging markets
6	PQR SYSTEMS	303 Birch St	Portland	OR	97201	503-555-2345		www.pqr.com	Software	2023	\$6M	30	8%	VWX Corp	Specialized in niche markets
7	RST ENTERPRISES	404 Maple St	Denver	CO	80201	303-555-6789		www.rst.com	Services	2023	\$11M	55	16%	YZA Ltd	Comprehensive service range
8	TUV SOLUTIONS	505 Spruce St	Phoenix	AZ	85001	602-555-0123		www.tuv.com	Hardware	2023	\$5M	25	7%	BCD Inc	Competitive pricing strategy
9	WXY INDUSTRIES	606 Ash St	San Diego	CA	92101	619-555-4567		www.wxy.com	Software	2023	\$13M	65	19%	EFG Corp	Market leader in its sector
10	XYZ CORP	707 Hickory St	Dallas	TX	75201	214-555-8901		www.xyz.com	Services	2023	\$4M	20	5%	HIJ Inc	Steady growth over time
11	ABC COMPANY	123 Main St	New York	NY	10001	212-555-1234		www.abc.com	Software	2023	\$10M	50	15%	XYZ Corp	Key player in the market
12	DEF CORP	456 Elm St	Los Angeles	CA	90001	213-555-5678		www.def.com	Hardware	2023	\$8M	40	12%	QRS Inc	Strong presence in the West
13	GHI LLC	789 Oak St	Chicago	IL	60601	312-555-9012		www.ghi.com	Services	2023	\$12M	60	18%	TUV Ltd	Diversified service offerings
14	JKL INC	101 Pine St	San Francisco	CA	94101	415-555-3456		www.jkl.com	Software	2023	\$9M	45	14%	WXY Corp	Highly innovative solutions
15	MNO GROUP	202 Cedar St	Seattle	WA	98101	206-555-7890		www.mno.com	Hardware	2023	\$7M	35	10%	STU Inc	Focus on emerging markets
16	PQR SYSTEMS	303 Birch St	Portland	OR	97201	503-555-2345		www.pqr.com	Software	2023	\$6M	30	8%	VWX Corp	Specialized in niche markets
17	RST ENTERPRISES	404 Maple St	Denver	CO	80201	303-555-6789		www.rst.com	Services	2023	\$11M	55	16%	YZA Ltd	Comprehensive service range
18	TUV SOLUTIONS	505 Spruce St	Phoenix	AZ	85001	602-555-0123		www.tuv.com	Hardware	2023	\$5M	25	7%	BCD Inc	Competitive pricing strategy
19	WXY INDUSTRIES	606 Ash St	San Diego	CA	92101	619-555-4567		www.wxy.com	Software	2023	\$13M	65	19%	EFG Corp	Market leader in its sector
20	XYZ CORP	707 Hickory St	Dallas	TX	75201	214-555-8901		www.xyz.com	Services	2023	\$4M	20	5%	HIJ Inc	Steady growth over time

Project Information				Schedule		Status		Financials		Operational		Compliance		Risk		Reporting		Notes	
ID	Name	Code	Type	Start	End	Progress	Issues	Budget	Actual	Operational	Compliance	Risk	Reporting	Notes					
101	Project Alpha	2023-01-15	Project	2023-01-15	2023-12-31	85%	0	\$1,200,000	\$1,150,000	Operational	Compliance	Low	Monthly	Project Alpha is on track.					
102	Project Beta	2023-02-01	Project	2023-02-01	2024-03-31	45%	5	\$800,000	\$820,000	Partial	Partial	Medium	Quarterly	Project Beta has some delays.					
103	Project Gamma	2023-03-10	Project	2023-03-10	2023-11-30	92%	0	\$500,000	\$490,000	Operational	Compliance	Low	Monthly	Project Gamma is nearly complete.					
104	Project Delta	2023-04-05	Project	2023-04-05	2024-06-30	30%	10	\$1,500,000	\$1,600,000	Partial	Partial	High	Quarterly	Project Delta is facing budget overruns.					
105	Project Epsilon	2023-05-20	Project	2023-05-20	2023-10-31	78%	2	\$600,000	\$580,000	Operational	Compliance	Low	Monthly	Project Epsilon is on schedule.					
106	Project Zeta	2023-06-01	Project	2023-06-01	2024-09-30	15%	15	\$900,000	\$950,000	Partial	Partial	Medium	Quarterly	Project Zeta has significant risks.					
107	Project Eta	2023-07-15	Project	2023-07-15	2023-12-31	65%	3	\$700,000	\$710,000	Partial	Partial	Low	Monthly	Project Eta is progressing well.					
108	Project Theta	2023-08-01	Project	2023-08-01	2024-01-31	40%	8	\$1,100,000	\$1,150,000	Partial	Partial	Medium	Quarterly	Project Theta has some issues.					
109	Project Iota	2023-09-10	Project	2023-09-10	2023-11-30	80%	1	\$550,000	\$540,000	Operational	Compliance	Low	Monthly	Project Iota is on track.					
110	Project Kappa	2023-10-01	Project	2023-10-01	2024-02-28	20%	12	\$1,300,000	\$1,350,000	Partial	Partial	High	Quarterly	Project Kappa has major risks.					
111	Project Lambda	2023-11-05	Project	2023-11-05	2023-12-31	70%	2	\$650,000	\$640,000	Operational	Compliance	Low	Monthly	Project Lambda is nearly done.					
112	Project Mu	2023-12-01	Project	2023-12-01	2024-03-31	10%	18	\$1,400,000	\$1,450,000	Partial	Partial	High	Quarterly	Project Mu has significant risks.					
113	Project Nu	2024-01-15	Project	2024-01-15	2024-06-30	5%	20	\$1,600,000	\$1,650,000	Partial	Partial	Very High	Quarterly	Project Nu has very high risks.					

Project ID	Project Name	Location	Start Date	End Date	Status	Phase	Sub-Phase	Task	Priority	Assignee	Progress (%)	Dependencies	Resources	Budget	Risk Level	Notes
001	Project A	Location A	2023-01-01	2023-03-31	Completed	Phase 1	Task 1.1	Task 1.1.1	High	John Doe	100	None	10	\$100k	Low	Project A completed successfully.
002	Project B	Location B	2023-02-01	2023-04-30	In Progress	Phase 2	Task 2.1	Task 2.1.1	Medium	Jane Smith	75	Project A	15	\$150k	Medium	Project B is behind schedule due to resource allocation.
003	Project C	Location C	2023-03-01	2023-05-31	On Hold	Phase 1	Task 3.1	Task 3.1.1	Low	Mike Johnson	20	Project B	5	\$50k	High	Project C is on hold due to budget constraints.
004	Project D	Location D	2023-04-01	2023-06-30	Planning	Phase 1	Task 4.1	Task 4.1.1	Medium	Sarah Lee	10	Project C	10	\$80k	Medium	Project D is in the planning phase.
005	Project E	Location E	2023-05-01	2023-07-31	Completed	Phase 3	Task 5.1	Task 5.1.1	High	David Kim	100	Project D	20	\$120k	Low	Project E completed successfully.
006	Project F	Location F	2023-06-01	2023-08-31	In Progress	Phase 2	Task 6.1	Task 6.1.1	Medium	Emily White	60	Project E	15	\$90k	Medium	Project F is progressing well.
007	Project G	Location G	2023-07-01	2023-09-30	On Hold	Phase 1	Task 7.1	Task 7.1.1	Low	Chris Brown	30	Project F	10	\$60k	High	Project G is on hold due to technical issues.
008	Project H	Location H	2023-08-01	2023-10-31	Planning	Phase 1	Task 8.1	Task 8.1.1	Medium	Alex Green	15	Project G	10	\$75k	Medium	Project H is in the planning phase.
009	Project I	Location I	2023-09-01	2023-11-30	Completed	Phase 3	Task 9.1	Task 9.1.1	High	Mia Black	100	Project H	20	\$110k	Low	Project I completed successfully.
010	Project J	Location J	2023-10-01	2023-12-31	In Progress	Phase 2	Task 10.1	Task 10.1.1	Medium	Noah Grey	50	Project I	15	\$85k	Medium	Project J is progressing well.

ID	Project Name	Category	Phase	Start Date	End Date	Status	Priority	Owner	Manager	Team Lead	Team Members	Budget	Actual Cost	Progress %	Risk Level	Dependencies	Key Deliverables	Notes
1	Project Alpha	Development	Phase 1	2023-01-01	2023-03-31	Completed	High	John Doe	Jane Smith	Mike Johnson	Alice Brown, Bob White	\$100,000	\$100,000	100%	Low	None	Website launch	Project completed successfully.
2	Project Beta	Development	Phase 2	2023-04-01	2023-06-30	In Progress	Medium	Jane Smith	John Doe	Alice Brown	Bob White, Charlie Green	\$200,000	\$150,000	75%	Medium	Project Alpha	Mobile app development	Minor delays due to resource allocation.
3	Project Gamma	Development	Phase 1	2023-07-01	2023-09-30	On Hold	Low	John Doe	Jane Smith	Mike Johnson	Alice Brown, Bob White	\$50,000	\$0	0%	Low	None	Internal tool development	Project paused due to budget constraints.
4	Project Delta	Development	Phase 1	2023-10-01	2023-12-31	On Hold	Low	Jane Smith	John Doe	Alice Brown	Bob White, Charlie Green	\$75,000	\$0	0%	Low	None	Reporting dashboard	Project paused due to budget constraints.
5	Project Epsilon	Development	Phase 1	2024-01-01	2024-03-31	On Hold	Low	John Doe	Jane Smith	Mike Johnson	Alice Brown, Bob White	\$150,000	\$0	0%	Low	None	New API integration	Project paused due to budget constraints.
6	Project Zeta	Development	Phase 1	2024-04-01	2024-06-30	On Hold	Low	Jane Smith	John Doe	Alice Brown	Bob White, Charlie Green	\$125,000	\$0	0%	Low	None	Database optimization	Project paused due to budget constraints.
7	Project Eta	Development	Phase 1	2024-07-01	2024-09-30	On Hold	Low	John Doe	Jane Smith	Mike Johnson	Alice Brown, Bob White	\$100,000	\$0	0%	Low	None	Security audit	Project paused due to budget constraints.
8	Project Theta	Development	Phase 1	2024-10-01	2024-12-31	On Hold	Low	Jane Smith	John Doe	Alice Brown	Bob White, Charlie Green	\$75,000	\$0	0%	Low	None	Performance testing	Project paused due to budget constraints.
9	Project Iota	Development	Phase 1	2025-01-01	2025-03-31	On Hold	Low	John Doe	Jane Smith	Mike Johnson	Alice Brown, Bob White	\$150,000	\$0	0%	Low	None	Documentation update	Project paused due to budget constraints.
10	Project Kappa	Development	Phase 1	2025-04-01	2025-06-30	On Hold	Low	Jane Smith	John Doe	Alice Brown	Bob White, Charlie Green	\$125,000	\$0	0%	Low	None	Final review	Project paused due to budget constraints.

ID	Company Name	Address	City	State	Zip	Phone	Website	Product Line	Year Founded	Revenue	Employees	Market Share	Key Executives	Key Products	Key Services	Key Partners	Key Customers	Key Suppliers	Key Competitors	Key Challenges	Key Opportunities	Key Risks	Key Trends	Key Insights			
1	ABC CORP	123 Main St	New York	NY	10001	(212) 555-1234	www.abc.com	Software Solutions	2000	\$100M	500	15%	John Doe	Software Solutions	Cloud Migration	Microsoft	Amazon	Google	Apple	IBM	Oracle	LinkedIn	Facebook	Twitter	YouTube		
2	DEF INC	456 Elm St	Los Angeles	CA	90001	(310) 555-5678	www.def.com	Hardware Products	1995	\$200M	1000	8%	Jane Smith	Hardware Products	Manufacturing	Intel	AMD	NVIDIA	ASUS	MSI	Gigabyte	Alienware	Best Buy	Walmart	Target	Amazon	
3	GHI LLC	789 Oak St	Chicago	IL	60601	(312) 555-9012	www.ghi.com	Consulting Services	2005	\$50M	200	5%	Michael Brown	Consulting Services	Business Process	IBM	Accenture	Deloitte	PwC	EY	Capgemini	Ernst & Young	McKinsey	Boston Consulting Group	Capgemini	Accenture	
4	JKL CO	101 Pine St	San Francisco	CA	94101	(415) 555-3456	www.jkl.com	Financial Services	1980	\$300M	1500	12%	Sarah Green	Financial Services	Investment Management	JP Morgan	Bank of America	Wells Fargo	Citigroup	Goldman Sachs	BlackRock	Vanguard	Fidelity	State Street	Charles Schwab	Investment Company	Financial Services
5	MNO LTD	202 Cedar St	Phoenix	AZ	85001	(602) 555-7890	www.mno.com	Manufacturing	1970	\$150M	800	3%	David White	Manufacturing	Automotive	Ford	GM	Chrysler	Stellantis	Toyota	Honda	Subaru	Nissan	Volvo	BMW	Audi	
6	PQR INC	303 Birch St	Seattle	WA	98101	(206) 555-1122	www.pqr.com	Technology	2010	\$75M	300	7%	Emily Black	Technology	SaaS	Salesforce	Oracle	SAP	Workday	NetScout	Tableau	Alteryx	Qlik	MicroStrategy	BlackBerry	IBM	
7	STU LLC	404 Maple St	Denver	CO	80201	(303) 555-3344	www.stu.com	Real Estate	1990	\$40M	150	2%	Robert Gold	Real Estate	Property Management	Realty Exec	Coldwell Banker	Keller Williams	Century 21	RE/MAX	HomeLife	Compass	Redfin	Zillow	Trulia	Hotwire	
8	VWX CO	505 Spruce St	Portland	OR	97201	(503) 555-5566	www.vwx.com	Food & Beverage	1960	\$120M	600	4%	Laura Silver	Food & Beverage	Food Processing	General Mills	Unilever	Pfizer	Amgen	Novartis	Roche	Merck	Abbott	Novartis	Roche	Merck	
9	YZA INC	606 Ash St	San Diego	CA	92101	(619) 555-7788	www.yza.com	Telecommunications	2000	\$250M	1200	6%	James Blue	Telecommunications	Network Services	Verizon	AT&T	Sprint	T-Mobile	CenturyLink	Cablevision	Comcast	Spectrum	Charter	Cox		
10	BCD LLC	707 Elm St	Houston	TX	77001	(281) 555-9900	www.bcd.com	Energy	1950	\$180M	900	1%	Maria Green	Energy	Oil & Gas	ExxonMobil	Shell	BP	ConocoPhillips	Chevron	Occidental Petroleum	Energy Services	Energy Services	Energy Services	Energy Services	Energy Services	
11	EFG CO	808 Oak St	Phoenix	AZ	85001	(602) 555-1122	www.efg.com	Aerospace	1975	\$350M	1800	10%	Christopher Red	Aerospace	Aircraft Manufacturing	Boeing	Airbus	Embraer	ATR	Bombardier	Lockheed Martin	Northrop Grumman	Raytheon	Boeing	Airbus		
12	HJK INC	909 Pine St	San Jose	CA	95101	(408) 555-3344	www.hjk.com	Software Solutions	2005	\$90M	400	4%	Angela Black	Software Solutions	Cloud Solutions	Microsoft	Amazon	Google	IBM	Oracle	SAP	Workday	NetScout	Tableau	Alteryx		
13	LKM LLC	1010 Cedar St	San Francisco	CA	94101	(415) 555-5566	www.lkm.com	Biotechnology	1985	\$220M	1100	11%	Gregory White	Biotechnology	Pharmaceuticals	Pfizer	Amgen	Novartis	Roche	Merck	Abbott	Novartis	Roche	Merck	Abbott	Novartis	
14	NOP CO	1111 Birch St	Seattle	WA	98101	(206) 555-7788	www.nop.com	Technology	2010	\$60M	250	3%	Stephanie Gold	Technology	AI/ML	Google	Microsoft	IBM	Amazon	Facebook	Twitter	LinkedIn	YouTube	Netflix	Amazon		
15	QRS INC	1212 Maple St	Denver	CO	80201	(303) 555-9900	www.qrs.com	Automotive	1965	\$130M	650	2%	William Silver	Automotive	Automotive	Ford	GM	Chrysler	Stellantis	Toyota	Honda	Subaru	Nissan	Volvo	BMW		
16	TUV LLC	1313 Spruce St	Portland	OR	97201	(503) 555-1122	www.tuv.com	Food & Beverage	1970	\$110M	550	3%	Michelle Black	Food & Beverage	Food Processing	General Mills	Unilever	Pfizer	Amgen	Novartis	Roche	Merck	Abbott	Novartis	Roche	Merck	
17	WXY CO	1414 Ash St	San Diego	CA	92101	(619) 555-3344	www.wxy.com	Telecommunications	2000	\$270M	1300	5%	Kevin White	Telecommunications	Network Services	Verizon	AT&T	Sprint	T-Mobile	CenturyLink	Cablevision	Comcast	Spectrum	Charter			
18	ZAB INC	1515 Elm St	Houston	TX	77001	(281) 555-5566	www.zab.com	Energy	1955	\$160M	750	1%	Olivia Gold	Energy	Oil & Gas	ExxonMobil	Shell	BP	ConocoPhillips	Chevron	Occidental Petroleum	Energy Services	Energy Services	Energy Services	Energy Services		
19	ACD LLC	1616 Oak St	Phoenix	AZ	85001	(602) 555-7788	www.acd.com	Aerospace	1975	\$370M	1900	11%	Jonathan Silver	Aerospace	Aircraft Manufacturing	Boeing	Airbus	Embraer	ATR	Bombardier	Lockheed Martin	Northrop Grumman	Raytheon	Boeing	Airbus		
20	DEF CO	1717 Pine St	San Jose	CA	95101	(408) 555-9900	www.def.com	Software Solutions	2005	\$80M	350	4%	Isabella Black	Software Solutions	Cloud Solutions	Microsoft	Amazon	Google	IBM	Oracle	SAP	Workday	NetScout	Tableau	Alteryx		

ID	Company Name	Address	City	State	Zip	Phone	Fax	Website	Logo	Description	Category	Product Line	Service Area	Contract Value	Start Date	End Date	Project Manager	Client Name	Client Address	Client City	Client State	Client Zip	Client Phone	Client Fax	Client Website	Notes	
101	ABC COMPANY	123 Main St	Springfield	MA	01103	417-555-1234			ABC	General Contracting	Commercial	Springfield, MA	\$1,000,000	2010-01-01	2010-01-31	John Doe	ABC Corporation	456 Market St	Springfield	MA	01103	417-555-5678					
102	DEF COMPANY	456 Main St	Springfield	MA	01103	417-555-1234			DEF	General Contracting	Commercial	Springfield, MA	\$1,000,000	2010-01-01	2010-01-31	John Doe	ABC Corporation	456 Market St	Springfield	MA	01103	417-555-5678					
103	GHI COMPANY	789 Main St	Springfield	MA	01103	417-555-1234			GHI	General Contracting	Commercial	Springfield, MA	\$1,000,000	2010-01-01	2010-01-31	John Doe	ABC Corporation	456 Market St	Springfield	MA	01103	417-555-5678					
104	JKL COMPANY	101 Main St	Springfield	MA	01103	417-555-1234			JKL	General Contracting	Commercial	Springfield, MA	\$1,000,000	2010-01-01	2010-01-31	John Doe	ABC Corporation	456 Market St	Springfield	MA	01103	417-555-5678					
105	MNO COMPANY	123 Main St	Springfield	MA	01103	417-555-1234			MNO	General Contracting	Commercial	Springfield, MA	\$1,000,000	2010-01-01	2010-01-31	John Doe	ABC Corporation	456 Market St	Springfield	MA	01103	417-555-5678					

Row	Company Name	Address	City	State	Zip	Phone	Fax	Website	Product	Material	Quantity	Unit	Price	Total	Tax	Net Total	Notes
1	ABC COMPANY INC	1234 MAIN ST	ANYTOWN	CA	90210	555-123-4567		www.abc.com	Product A	Material X	100	EA	\$10.00	\$1000.00	0.00	\$1000.00	
2	DEF COMPANY INC	5678 MAIN ST	ANYTOWN	CA	90210	555-987-6543		www.def.com	Product B	Material Y	200	EA	\$5.00	\$1000.00	0.00	\$1000.00	
3	GHI COMPANY INC	9012 MAIN ST	ANYTOWN	CA	90210	555-234-5678		www.ghi.com	Product C	Material Z	300	EA	\$3.33	\$1000.00	0.00	\$1000.00	
4	JKL COMPANY INC	3456 MAIN ST	ANYTOWN	CA	90210	555-345-6789		www.jkl.com	Product D	Material A	400	EA	\$2.50	\$1000.00	0.00	\$1000.00	
5	MNO COMPANY INC	7890 MAIN ST	ANYTOWN	CA	90210	555-456-7890		www.mno.com	Product E	Material B	500	EA	\$2.00	\$1000.00	0.00	\$1000.00	
6	PQR COMPANY INC	1122 MAIN ST	ANYTOWN	CA	90210	555-567-8901		www.pqr.com	Product F	Material C	600	EA	\$1.67	\$1000.00	0.00	\$1000.00	
7	STU COMPANY INC	3344 MAIN ST	ANYTOWN	CA	90210	555-678-9012		www.stu.com	Product G	Material D	700	EA	\$1.43	\$1000.00	0.00	\$1000.00	
8	VWX COMPANY INC	5566 MAIN ST	ANYTOWN	CA	90210	555-789-0123		www.vwx.com	Product H	Material E	800	EA	\$1.25	\$1000.00	0.00	\$1000.00	
9	YZA COMPANY INC	7788 MAIN ST	ANYTOWN	CA	90210	555-890-1234		www.yza.com	Product I	Material F	900	EA	\$1.11	\$1000.00	0.00	\$1000.00	
10	BCD COMPANY INC	9900 MAIN ST	ANYTOWN	CA	90210	555-901-2345		www.bcd.com	Product J	Material G	1000	EA	\$1.00	\$1000.00	0.00	\$1000.00	
11	EFG COMPANY INC	1111 MAIN ST	ANYTOWN	CA	90210	555-012-3456		www.efg.com	Product K	Material H	1100	EA	\$0.91	\$1000.00	0.00	\$1000.00	
12	HIJ COMPANY INC	2222 MAIN ST	ANYTOWN	CA	90210	555-123-4567		www.hij.com	Product L	Material I	1200	EA	\$0.83	\$1000.00	0.00	\$1000.00	
13	KLM COMPANY INC	3333 MAIN ST	ANYTOWN	CA	90210	555-234-5678		www.klm.com	Product M	Material J	1300	EA	\$0.77	\$1000.00	0.00	\$1000.00	
14	NOP COMPANY INC	4444 MAIN ST	ANYTOWN	CA	90210	555-345-6789		www.nop.com	Product N	Material K	1400	EA	\$0.71	\$1000.00	0.00	\$1000.00	
15	QRS COMPANY INC	5555 MAIN ST	ANYTOWN	CA	90210	555-456-7890		www.qrs.com	Product O	Material L	1500	EA	\$0.67	\$1000.00	0.00	\$1000.00	
16	TUV COMPANY INC	6666 MAIN ST	ANYTOWN	CA	90210	555-567-8901		www.tuv.com	Product P	Material M	1600	EA	\$0.63	\$1000.00	0.00	\$1000.00	
17	WXY COMPANY INC	7777 MAIN ST	ANYTOWN	CA	90210	555-678-9012		www.wxy.com	Product Q	Material N	1700	EA	\$0.59	\$1000.00	0.00	\$1000.00	
18	ZAB COMPANY INC	8888 MAIN ST	ANYTOWN	CA	90210	555-789-0123		www.zab.com	Product R	Material O	1800	EA	\$0.56	\$1000.00	0.00	\$1000.00	
19	CDE COMPANY INC	9999 MAIN ST	ANYTOWN	CA	90210	555-890-1234		www.cde.com	Product S	Material P	1900	EA	\$0.53	\$1000.00	0.00	\$1000.00	
20	FGH COMPANY INC	1010 MAIN ST	ANYTOWN	CA	90210	555-901-2345		www.fgh.com	Product T	Material Q	2000	EA	\$0.50	\$1000.00	0.00	\$1000.00	
21	IKL COMPANY INC	2020 MAIN ST	ANYTOWN	CA	90210	555-012-3456		www.ikl.com	Product U	Material R	2100	EA	\$0.48	\$1000.00	0.00	\$1000.00	
22	MNO COMPANY INC	3030 MAIN ST	ANYTOWN	CA	90210	555-123-4567		www.mno.com	Product V	Material S	2200	EA	\$0.45	\$1000.00	0.00	\$1000.00	
23	PQR COMPANY INC	4040 MAIN ST	ANYTOWN	CA	90210	555-234-5678		www.pqr.com	Product W	Material T	2300	EA	\$0.43	\$1000.00	0.00	\$1000.00	
24	STU COMPANY INC	5050 MAIN ST	ANYTOWN	CA	90210	555-345-6789		www.stu.com	Product X	Material U	2400	EA	\$0.42	\$1000.00	0.00	\$1000.00	
25	VWX COMPANY INC	6060 MAIN ST	ANYTOWN	CA	90210	555-456-7890		www.vwx.com	Product Y	Material V	2500	EA	\$0.40	\$1000.00	0.00	\$1000.00	
26	YZA COMPANY INC	7070 MAIN ST	ANYTOWN	CA	90210	555-567-8901		www.yza.com	Product Z	Material W	2600	EA	\$0.38	\$1000.00	0.00	\$1000.00	
27	BCD COMPANY INC	8080 MAIN ST	ANYTOWN	CA	90210	555-678-9012		www.bcd.com	Product AA	Material X	2700	EA	\$0.37	\$1000.00	0.00	\$1000.00	
28	EFG COMPANY INC	9090 MAIN ST	ANYTOWN	CA	90210	555-789-0123		www.efg.com	Product AB	Material Y	2800	EA	\$0.36	\$1000.00	0.00	\$1000.00	
29	HIJ COMPANY INC	1000 MAIN ST	ANYTOWN	CA	90210	555-890-1234		www.hij.com	Product AC	Material Z	2900	EA	\$0.34	\$1000.00	0.00	\$1000.00	
30	KLM COMPANY INC	2010 MAIN ST	ANYTOWN	CA	90210	555-901-2345		www.klm.com	Product AD	Material AA	3000	EA	\$0.33	\$1000.00	0.00	\$1000.00	
31	NOP COMPANY INC	3020 MAIN ST	ANYTOWN	CA	90210	555-012-3456		www.nop.com	Product AE	Material AB	3100	EA	\$0.32	\$1000.00	0.00	\$1000.00	
32	QRS COMPANY INC	4030 MAIN ST	ANYTOWN	CA	90210	555-123-4567		www.qrs.com	Product AF	Material AC	3200	EA	\$0.31	\$1000.00	0.00	\$1000.00	
33	TUV COMPANY INC	5040 MAIN ST	ANYTOWN	CA	90210	555-234-5678		www.tuv.com	Product AG	Material AD	3300	EA	\$0.30	\$1000.00	0.00	\$1000.00	
34	WXY COMPANY INC	6050 MAIN ST	ANYTOWN	CA	90210	555-345-6789		www.wxy.com	Product AH	Material AE	3400	EA	\$0.29	\$1000.00	0.00	\$1000.00	
35	ZAB COMPANY INC	7060 MAIN ST	ANYTOWN	CA	90210	555-456-7890		www.zab.com	Product AI	Material AF	3500	EA	\$0.28	\$1000.00	0.00	\$1000.00	
36	CDE COMPANY INC	8070 MAIN ST	ANYTOWN	CA	90210	555-567-8901		www.cde.com	Product AJ	Material AG	3600	EA	\$0.28	\$1000.00	0.00	\$1000.00	
37	FGH COMPANY INC	9080 MAIN ST	ANYTOWN	CA	90210	555-678-9012		www.fgh.com	Product AK	Material AH	3700	EA	\$0.27	\$1000.00	0.00	\$1000.00	
38	IKL COMPANY INC	1090 MAIN ST	ANYTOWN	CA	90210	555-789-0123		www.ikl.com	Product AL	Material AI	3800	EA	\$0.26	\$1000.00	0.00	\$1000.00	
39	MNO COMPANY INC	2100 MAIN ST	ANYTOWN	CA	90210	555-890-1234		www.mno.com	Product AM	Material AJ	3900	EA	\$0.26	\$1000.00	0.00	\$1000.00	
40	PQR COMPANY INC	3110 MAIN ST	ANYTOWN	CA	90210	555-901-2345		www.pqr.com	Product AN	Material AK	4000	EA	\$0.25	\$1000.00	0.00	\$1000.00	
41	STU COMPANY INC	4120 MAIN ST	ANYTOWN	CA	90210	555-012-3456		www.stu.com	Product AO	Material AL	4100	EA	\$0.24	\$1000.00	0.00	\$1000.00	
42	VWX COMPANY INC	5130 MAIN ST	ANYTOWN	CA	90210	555-123-4567		www.vwx.com	Product AP	Material AM	4200	EA	\$0.24	\$1000.00	0.00	\$1000.00	
43	YZA COMPANY INC	6140 MAIN ST	ANYTOWN	CA	90210	555-234-5678		www.yza.com	Product AQ	Material AN	4300	EA	\$0.23	\$1000.00	0.00	\$1000.00	
44	BCD COMPANY INC	7150 MAIN ST	ANYTOWN	CA	90210	555-345-6789		www.bcd.com	Product AR	Material AO	4400	EA	\$0.23	\$1000.00	0.00	\$1000.00	
45	EFG COMPANY INC	8160 MAIN ST	ANYTOWN	CA	90210	555-456-7890		www.efg.com	Product AS	Material AP	4500	EA	\$0.22	\$1000.00	0.00	\$1000.00	
46	HIJ COMPANY INC	9170 MAIN ST	ANYTOWN	CA	90210	555-567-8901		www.hij.com	Product AT	Material AQ	4600	EA	\$0.22	\$1000.00	0.00	\$1000.00	
47	KLM COMPANY INC	10180 MAIN ST	ANYTOWN	CA	90210	555-678-9012		www.klm.com	Product AU	Material AR	4700	EA	\$0.21	\$1000.00	0.00	\$1000.00	
48	NOP COMPANY INC	20190 MAIN ST	ANYTOWN	CA	90210	555-789-0123		www.nop.com	Product AV	Material AS	4800	EA	\$0.21	\$1000.00	0.00	\$1000.00	
49	QRS COMPANY INC	30200 MAIN ST	ANYTOWN	CA	90210	555-890-1234		www.qrs.com	Product AW	Material AT	4900	EA	\$0.20	\$1000.00	0.00	\$1000.00	
50	TUV COMPANY INC	40210 MAIN ST	ANYTOWN	CA	90210	555-901-2345		www.tuv.com	Product AX	Material AU	5000	EA	\$0.20	\$1000.00	0.00	\$1000.00	

ID	Name	Year	Director	Genre	Runtime	Box Office	Critic Score	Audience Score	Production Company	Distributor	Release Date	Status	Notes
101	Star Wars: The Force Awakens	2015	J.J. Abrams	Adventure	131 min	\$924.7M	81%	87%	Lucasfilm Ltd.	Walt Disney Studios	2015-12-18	Released	Box Office Success
102	Star Wars: The Last Jedi	2017	Rian Johnson	Adventure	132 min	\$683.3M	88%	85%	Lucasfilm Ltd.	Walt Disney Studios	2017-12-15	Released	Critical Acclaim
103	Star Wars: The Rise of Skywalker	2019	J.J. Abrams	Adventure	142 min	\$677.3M	70%	78%	Lucasfilm Ltd.	Walt Disney Studios	2019-12-20	Released	Disappointing Reception
104	Star Wars: Episode I - The Phantom Menace	1999	Gore Verbinski	Adventure	136 min	\$481.1M	52%	65%	Lucasfilm Ltd.	Walt Disney Studios	1999-05-21	Released	Low Critical Reception
105	Star Wars: Episode II - Attack of the Clones	2002	Jonathan Demme	Adventure	141 min	\$483.3M	55%	68%	Lucasfilm Ltd.	Walt Disney Studios	2002-05-16	Released	Low Critical Reception
106	Star Wars: Episode III - Revenge of the Sith	2005	Joseph Kosove	Adventure	141 min	\$381.8M	60%	72%	Lucasfilm Ltd.	Walt Disney Studios	2005-05-19	Released	Mixed Critical Reception
107	Star Wars: Episode IV - A New Hope	1977	George Lucas	Adventure	121 min	\$439.0M	92%	95%	Lucasfilm Ltd.	Walt Disney Studios	1977-05-25	Released	Iconic
108	Star Wars: Episode V - The Empire Strikes Back	1980	Irvin Kershner	Adventure	125 min	\$292.9M	94%	96%	Lucasfilm Ltd.	Walt Disney Studios	1980-03-20	Released	Highly Acclaimed
109	Star Wars: Episode VI - Return of the Jedi	1983	Richard Marquand	Adventure	131 min	\$292.9M	89%	93%	Lucasfilm Ltd.	Walt Disney Studios	1983-05-25	Released	Highly Acclaimed
110	Star Wars: The Clone Wars	2008	George Lucas	Animation	25 min	\$51.5M	77%	85%	Lucasfilm Ltd.	Walt Disney Studios	2008-01-04	Released	Television Success
111	Star Wars: The Mandalorian	2019	Jon Favreau	Adventure	35 min	\$1.25B	89%	91%	Lucasfilm Ltd.	Walt Disney Studios	2019-11-12	Released	Streaming Success
112	Star Wars: The Book of Boba Fett	2022	Kevin Smith	Adventure	35 min	\$1.25B	89%	91%	Lucasfilm Ltd.	Walt Disney Studios	2022-01-04	Released	Streaming Success
113	Star Wars: Obi-Wan Kenobi	2022	Tommy Wirkler	Adventure	35 min	\$1.25B	89%	91%	Lucasfilm Ltd.	Walt Disney Studios	2022-05-27	Released	Streaming Success
114	Star Wars: Ahsoka	2023	Gethin Jones	Adventure	35 min	\$1.25B	89%	91%	Lucasfilm Ltd.	Walt Disney Studios	2023-08-02	Released	Streaming Success
115	Star Wars: Galaxy's Edge	2016	George Lucas	Theme Park	15 min	\$1.25B	89%	91%	Lucasfilm Ltd.	Walt Disney Studios	2016-09-01	Released	Theme Park Success
116	Star Wars: The Force Awakens	2015	J.J. Abrams	Adventure	131 min	\$924.7M	81%	87%	Lucasfilm Ltd.	Walt Disney Studios	2015-12-18	Released	Box Office Success
117	Star Wars: The Last Jedi	2017	Rian Johnson	Adventure	132 min	\$683.3M	88%	85%	Lucasfilm Ltd.	Walt Disney Studios	2017-12-15	Released	Critical Acclaim
118	Star Wars: The Rise of Skywalker	2019	J.J. Abrams	Adventure	142 min	\$677.3M	70%	78%	Lucasfilm Ltd.	Walt Disney Studios	2019-12-20	Released	Disappointing Reception
119	Star Wars: Episode I - The Phantom Menace	1999	Gore Verbinski	Adventure	136 min	\$481.1M	52%	65%	Lucasfilm Ltd.	Walt Disney Studios	1999-05-21	Released	Low Critical Reception
120	Star Wars: Episode II - Attack of the Clones	2002	Jonathan Demme	Adventure	141 min	\$483.3M	55%	68%	Lucasfilm Ltd.	Walt Disney Studios	2002-05-16	Released	Low Critical Reception
121	Star Wars: Episode III - Revenge of the Sith	2005	Joseph Kosove	Adventure	141 min	\$381.8M	60%	72%	Lucasfilm Ltd.	Walt Disney Studios	2005-05-19	Released	Mixed Critical Reception
122	Star Wars: Episode IV - A New Hope	1977	George Lucas	Adventure	121 min	\$439.0M	92%	95%	Lucasfilm Ltd.	Walt Disney Studios	1977-05-25	Released	Iconic
123	Star Wars: Episode V - The Empire Strikes Back	1980	Irvin Kershner	Adventure	125 min	\$292.9M	94%	96%	Lucasfilm Ltd.	Walt Disney Studios	1980-03-20	Released	Highly Acclaimed
124	Star Wars: Episode VI - Return of the Jedi	1983	Richard Marquand	Adventure	131 min	\$292.9M	89%	93%	Lucasfilm Ltd.	Walt Disney Studios	1983-05-25	Released	Highly Acclaimed
125	Star Wars: The Clone Wars	2008	George Lucas	Animation	25 min	\$51.5M	77%	85%	Lucasfilm Ltd.	Walt Disney Studios	2008-01-04	Released	Television Success
126	Star Wars: The Mandalorian	2019	Jon Favreau	Adventure	35 min	\$1.25B	89%	91%	Lucasfilm Ltd.	Walt Disney Studios	2019-11-12	Released	Streaming Success
127	Star Wars: The Book of Boba Fett	2022	Kevin Smith	Adventure	35 min	\$1.25B	89%	91%	Lucasfilm Ltd.	Walt Disney Studios	2022-01-04	Released	Streaming Success
128	Star Wars: Obi-Wan Kenobi	2022	Tommy Wirkler	Adventure	35 min	\$1.25B	89%	91%	Lucasfilm Ltd.	Walt Disney Studios	2022-05-27	Released	Streaming Success
129	Star Wars: Ahsoka	2023	Gethin Jones	Adventure	35 min	\$1.25B	89%	91%	Lucasfilm Ltd.	Walt Disney Studios	2023-08-02	Released	Streaming Success
130	Star Wars: Galaxy's Edge	2016	George Lucas	Theme Park	15 min	\$1.25B	89%	91%	Lucasfilm Ltd.	Walt Disney Studios	2016-09-01	Released	Theme Park Success

Row ID	Company Name	Country	City	Address	Postal Code	Phone	Fax	Website	Year	Revenue	Employees	Industry	Market Segment	Product Line	Key Personnel	Notes
1	ABC COMPANY	USA	NEW YORK	123 MAIN ST	10001	212 555 1234		www.abc.com	1995	\$100M	500	Technology	Software	Software Development	John Doe	
2	DEF COMPANY	USA	NEW YORK	456 MAIN ST	10002	212 555 5678		www.def.com	1998	\$200M	1000	Manufacturing	Automotive	Automotive Parts	Jane Smith	
3	GHI COMPANY	USA	NEW YORK	789 MAIN ST	10003	212 555 9012		www.ghi.com	2001	\$300M	1500	Retail	Department Store	Retail Sales	Bob Johnson	
4	JKL COMPANY	USA	NEW YORK	012 MAIN ST	10004	212 555 3456		www.jkl.com	2005	\$400M	2000	Healthcare	Pharmaceuticals	Pharmaceuticals	Alice Brown	
5	MNO COMPANY	USA	NEW YORK	345 MAIN ST	10005	212 555 7890		www.mno.com	2008	\$500M	2500	Finance	Banking	Banking Services	Charlie Green	
6	PQR COMPANY	USA	NEW YORK	678 MAIN ST	10006	212 555 1122		www.pqr.com	2010	\$600M	3000	Energy	Oil & Gas	Oil & Gas	Diana White	
7	STU COMPANY	USA	NEW YORK	901 MAIN ST	10007	212 555 3344		www.stu.com	2012	\$700M	3500	Telecommunications	Telecom	Telecom Services	Eve Black	
8	VWX COMPANY	USA	NEW YORK	234 MAIN ST	10008	212 555 5566		www.vwx.com	2015	\$800M	4000	Real Estate	Real Estate	Real Estate Services	Frank Blue	
9	YZA COMPANY	USA	NEW YORK	567 MAIN ST	10009	212 555 7788		www.yza.com	2018	\$900M	4500	Transportation	Airline	Airline Services	Grace Red	
10	BCD COMPANY	USA	NEW YORK	890 MAIN ST	10010	212 555 9900		www.bcd.com	2020	\$1000M	5000	Food & Beverage	Food & Beverage	Food & Beverage	Henry Yellow	
11	EFG COMPANY	USA	NEW YORK	123 MAIN ST	10011	212 555 1234		www.efg.com	2022	\$1100M	5500	Media	Media	Media Services	Ivy Purple	
12	HIJ COMPANY	USA	NEW YORK	456 MAIN ST	10012	212 555 4567		www.hij.com	2023	\$1200M	6000	Education	Education	Education Services	Jack Orange	
13	OPQ COMPANY	USA	NEW YORK	789 MAIN ST	10013	212 555 7890		www.opq.com	2024	\$1300M	6500	Construction	Construction	Construction Services	Karen Green	
14	RST COMPANY	USA	NEW YORK	012 MAIN ST	10014	212 555 0123		www.rst.com	2025	\$1400M	7000	Utilities	Utilities	Utilities Services	Leo Blue	
15	UVW COMPANY	USA	NEW YORK	345 MAIN ST	10015	212 555 3456		www.uvw.com	2026	\$1500M	7500	Government	Government	Government Services	Mia Red	
16	XYZ COMPANY	USA	NEW YORK	678 MAIN ST	10016	212 555 6789		www.xyz.com	2027	\$1600M	8000	Defense	Defense	Defense Services	Noah Yellow	
17	ABC COMPANY	USA	NEW YORK	901 MAIN ST	10017	212 555 9012		www.abc.com	2028	\$1700M	8500	Space	Space	Space Services	Olivia Purple	
18	DEF COMPANY	USA	NEW YORK	234 MAIN ST	10018	212 555 2345		www.def.com	2029	\$1800M	9000	Aviation	Aviation	Aviation Services	Peter Orange	
19	GHI COMPANY	USA	NEW YORK	567 MAIN ST	10019	212 555 5678		www.ghi.com	2030	\$1900M	9500	Maritime	Maritime	Maritime Services	Quinn Green	
20	JKL COMPANY	USA	NEW YORK	890 MAIN ST	10020	212 555 8901		www.jkl.com	2031	\$2000M	10000	Automotive	Automotive	Automotive Services	Rachel Blue	
21	MNO COMPANY	USA	NEW YORK	123 MAIN ST	10021	212 555 1234		www.mno.com	2032	\$2100M	10500	Technology	Technology	Technology Services	Sam Red	
22	PQR COMPANY	USA	NEW YORK	456 MAIN ST	10022	212 555 4567		www.pqr.com	2033	\$2200M	11000	Manufacturing	Manufacturing	Manufacturing Services	Tina Yellow	
23	STU COMPANY	USA	NEW YORK	789 MAIN ST	10023	212 555 7890		www.stu.com	2034	\$2300M	11500	Retail	Retail	Retail Services	Uma Purple	
24	VWX COMPANY	USA	NEW YORK	012 MAIN ST	10024	212 555 0123		www.vwx.com	2035	\$2400M	12000	Healthcare	Healthcare	Healthcare Services	Victor Orange	
25	YZA COMPANY	USA	NEW YORK	345 MAIN ST	10025	212 555 3456		www.yza.com	2036	\$2500M	12500	Finance	Finance	Finance Services	Wendy Green	
26	BCD COMPANY	USA	NEW YORK	678 MAIN ST	10026	212 555 6789		www.bcd.com	2037	\$2600M	13000	Energy	Energy	Energy Services	Xavier Blue	
27	EFG COMPANY	USA	NEW YORK	901 MAIN ST	10027	212 555 9012		www.efg.com	2038	\$2700M	13500	Telecommunications	Telecommunications	Telecommunications Services	Yvonne Red	
28	HIJ COMPANY	USA	NEW YORK	234 MAIN ST	10028	212 555 2345		www.hij.com	2039	\$2800M	14000	Real Estate	Real Estate	Real Estate Services	Zoe Yellow	
29	OPQ COMPANY	USA	NEW YORK	567 MAIN ST	10029	212 555 5678		www.opq.com	2040	\$2900M	14500	Transportation	Transportation	Transportation Services	Adam Purple	
30	RST COMPANY	USA	NEW YORK	890 MAIN ST	10030	212 555 8901		www.rst.com	2041	\$3000M	15000	Food & Beverage	Food & Beverage	Food & Beverage Services	Bella Orange	
31	UVW COMPANY	USA	NEW YORK	123 MAIN ST	10031	212 555 1234		www.uvw.com	2042	\$3100M	15500	Media	Media	Media Services	Ben Green	
32	XYZ COMPANY	USA	NEW YORK	456 MAIN ST	10032	212 555 4567		www.xyz.com	2043	\$3200M	16000	Education	Education	Education Services	Brenda Blue	
33	ABC COMPANY	USA	NEW YORK	789 MAIN ST	10033	212 555 7890		www.abc.com	2044	\$3300M	16500	Construction	Construction	Construction Services	Carl Red	
34	DEF COMPANY	USA	NEW YORK	012 MAIN ST	10034	212 555 0123		www.def.com	2045	\$3400M	17000	Utilities	Utilities	Utilities Services	Cheryl Yellow	
35	GHI COMPANY	USA	NEW YORK	345 MAIN ST	10035	212 555 3456		www.ghi.com	2046	\$3500M	17500	Government	Government	Government Services	Chris Purple	
36	JKL COMPANY	USA	NEW YORK	678 MAIN ST	10036	212 555 6789		www.jkl.com	2047	\$3600M	18000	Defense	Defense	Defense Services	Cindy Orange	
37	MNO COMPANY	USA	NEW YORK	901 MAIN ST	10037	212 555 9012		www.mno.com	2048	\$3700M	18500	Space	Space	Space Services	Clayton Green	
38	PQR COMPANY	USA	NEW YORK	234 MAIN ST	10038	212 555 2345		www.pqr.com	2049	\$3800M	19000	Aviation	Aviation	Aviation Services	Crystal Blue	
39	STU COMPANY	USA	NEW YORK	567 MAIN ST	10039	212 555 5678		www.stu.com	2050	\$3900M	19500	Maritime	Maritime	Maritime Services	Daniel Red	
40	VWX COMPANY	USA	NEW YORK	890 MAIN ST	10040	212 555 8901		www.vwx.com	2051	\$4000M	20000	Automotive	Automotive	Automotive Services	Debra Yellow	
41	YZA COMPANY	USA	NEW YORK	123 MAIN ST	10041	212 555 1234		www.yza.com	2052	\$4100M	20500	Technology	Technology	Technology Services	David Purple	
42	BCD COMPANY	USA	NEW YORK	456 MAIN ST	10042	212 555 4567		www.bcd.com	2053	\$4200M	21000	Manufacturing	Manufacturing	Manufacturing Services	Denise Orange	
43	EFG COMPANY	USA	NEW YORK	789 MAIN ST	10043	212 555 7890		www.efg.com	2054	\$4300M	21500	Retail	Retail	Retail Services	Donna Green	
44	HIJ COMPANY	USA	NEW YORK	012 MAIN ST	10044	212 555 0123		www.hij.com	2055	\$4400M	22000	Healthcare	Healthcare	Healthcare Services	Doreen Blue	
45	OPQ COMPANY	USA	NEW YORK	345 MAIN ST	10045	212 555 3456		www.opq.com	2056	\$4500M	22500	Finance	Finance	Finance Services	Douglas Red	
46	RST COMPANY	USA	NEW YORK	678 MAIN ST	10046	212 555 6789		www.rst.com	2057	\$4600M	23000	Energy	Energy	Energy Services	Doris Yellow	
47	UVW COMPANY	USA	NEW YORK	901 MAIN ST	10047	212 555 9012		www.uvw.com	2058	\$4700M	23500	Telecommunications	Telecommunications	Telecommunications Services	Douglas Purple	
48	XYZ COMPANY	USA	NEW YORK	234 MAIN ST	10048	212 555 2345		www.xyz.com	2059	\$4800M	24000	Real Estate	Real Estate	Real Estate Services	Doris Orange	
49	ABC COMPANY	USA	NEW YORK	567 MAIN ST	10049	212 555 5678		www.abc.com	2060	\$4900M	24500	Transportation	Transportation	Transportation Services	Doris Green	
50	DEF COMPANY	USA	NEW YORK	890 MAIN ST	10050	212 555 8901		www.def.com	2061	\$5000M	25000	Food & Beverage	Food & Beverage	Food & Beverage Services	Doris Blue	

Table with 30 columns and 99 rows. Columns include company names like 'SOLAR... INC.', 'SOLAR... CORP.', 'SOLAR... LLC', and various financial metrics and dates. The data is organized in a grid format with multiple rows and columns.

Row ID	Company Name	Address	City	State	Zip	Phone	Fax	Website	Industry	Business Type	Year Founded	Number of Employees	Annual Revenue	Market Share	Key Products/Services	Key Personnel	Key Dates	Notes
1	ABC COMPANY	123 Main St	New York	NY	10001	212-555-1234	212-555-5678	www.abc.com	Technology	Software	1990	50	\$10M	15%	Software Solutions	John Doe	2023-10-27	Active
2	DEF COMPANY	456 Elm St	Los Angeles	CA	90001	310-555-9876	310-555-4321	www.def.com	Manufacturing	Hardware	2005	120	\$25M	8%	Industrial Machinery	Jane Smith	2023-10-27	Active
3	GHI COMPANY	789 Pine St	Chicago	IL	60601	312-555-2345	312-555-6789	www.ghi.com	Retail	Consumer Goods	1985	300	\$50M	22%	Electronics	Mike Johnson	2023-10-27	Active
4	JKL COMPANY	101 Oak St	San Francisco	CA	94101	415-555-3456	415-555-7890	www.jkl.com	Healthcare	Medical Devices	2010	80	\$18M	12%	Medical Equipment	Sarah Lee	2023-10-27	Active
5	MNO COMPANY	202 Maple St	Phoenix	AZ	85001	602-555-4567	602-555-8901	www.mno.com	Construction	Construction Services	1975	200	\$35M	10%	Construction	David Brown	2023-10-27	Active
6	PQR COMPANY	303 Cedar St	Philadelphia	PA	19101	215-555-5678	215-555-9012	www.pqr.com	Education	Education Services	2000	150	\$30M	7%	EdTech Solutions	Emily White	2023-10-27	Active
7	STU COMPANY	404 Birch St	San Diego	CA	92101	619-555-6789	619-555-0123	www.stu.com	Transportation	Logistics	1995	180	\$40M	9%	Logistics Services	Robert Green	2023-10-27	Active
8	VWX COMPANY	505 Spruce St	Portland	OR	97201	503-555-7890	503-555-3456	www.vwx.com	Energy	Renewable Energy	2015	90	\$20M	11%	Renewable Energy	Laura Black	2023-10-27	Active
9	YZA COMPANY	606 Willow St	Seattle	WA	98101	206-555-8901	206-555-4567	www.yza.com	Telecommunications	Telecom Services	1980	250	\$45M	18%	Telecom Solutions	Kevin Blue	2023-10-27	Active
10	BCD COMPANY	707 Ash St	Denver	CO	80201	303-555-9012	303-555-5678	www.bcd.com	Finance	Financial Services	1970	100	\$22M	6%	Financial Services	Amanda Yellow	2023-10-27	Active
11	EFG COMPANY	808 Hickory St	San Jose	CA	95101	408-555-0123	408-555-6789	www.efg.com	Technology	Software	2008	70	\$15M	10%	Software Solutions	Chris Purple	2023-10-27	Active
12	HIJ COMPANY	909 Walnut St	Austin	TX	78701	512-555-1234	512-555-7890	www.hij.com	Technology	Software	2012	60	\$12M	9%	Software Solutions	Michelle Pink	2023-10-27	Active
13	KLM COMPANY	1010 Cherry St	San Antonio	TX	78201	214-555-2345	214-555-8901	www.klm.com	Technology	Software	2005	55	\$11M	8%	Software Solutions	Brandon Orange	2023-10-27	Active
14	NOP COMPANY	1111 Elm St	San Marcos	CA	92371	760-555-3456	760-555-9012	www.nop.com	Technology	Software	2010	45	\$9M	7%	Software Solutions	Stephanie Green	2023-10-27	Active
15	QRS COMPANY	1212 Maple St	San Bernardino	CA	92401	909-555-4567	909-555-0123	www.qrs.com	Technology	Software	2008	40	\$8M	6%	Software Solutions	Justin Blue	2023-10-27	Active
16	TUV COMPANY	1313 Pine St	Ontario	CA	91701	951-555-5678	951-555-6789	www.tuv.com	Technology	Software	2005	35	\$7M	5%	Software Solutions	Olivia Yellow	2023-10-27	Active
17	WXY COMPANY	1414 Oak St	Chico	CA	95921	530-555-6789	530-555-7890	www.wxy.com	Technology	Software	2010	30	\$6M	4%	Software Solutions	Noah Purple	2023-10-27	Active
18	ZAB COMPANY	1515 Birch St	Merced	CA	95341	209-555-7890	209-555-8901	www.zab.com	Technology	Software	2012	25	\$5M	3%	Software Solutions	Ella Orange	2023-10-27	Active
19	ACD COMPANY	1616 Spruce St	Stockton	CA	95210	209-555-8901	209-555-9012	www.acd.com	Technology	Software	2015	20	\$4M	2%	Software Solutions	Lucas Green	2023-10-27	Active
20	EFG COMPANY	1717 Willow St	Modesto	CA	95354	209-555-9012	209-555-0123	www.efg.com	Technology	Software	2018	15	\$3M	1%	Software Solutions	Madeline Blue	2023-10-27	Active

Row ID	Project Name	Category	Phase	Start Date	End Date	Status	Priority	Assignee	Department	Budget	Actual Cost	Variance	Progress %	Notes	Dependencies	Resources	Timeline	Risks	Compliance	Reporting
101	Project Alpha	IT	Phase 1	2023-01-01	2023-03-31	Completed	High	John Doe	IT	\$100,000	\$100,000	\$0	100%	Project Alpha completed successfully.	None	John Doe	2023-01-01	Low	GDPR	Quarterly
102	Project Beta	Marketing	Phase 2	2023-02-15	2023-05-15	In Progress	Medium	Jane Smith	Marketing	\$200,000	\$180,000	-\$20,000	80%	Project Beta on track.	Project Alpha	Jane Smith	2023-02-15	Medium	GDPR	Monthly
103	Project Gamma	Finance	Phase 1	2023-03-01	2023-06-30	On Hold	Low	Mike Johnson	Finance	\$150,000	\$0	-\$150,000	0%	Project Gamma on hold.	None	Mike Johnson	2023-03-01	Low	GDPR	Quarterly
104	Project Delta	HR	Phase 3	2023-04-01	2023-07-31	Completed	Medium	Sarah Lee	HR	\$80,000	\$80,000	\$0	100%	Project Delta completed.	None	Sarah Lee	2023-04-01	Medium	GDPR	Monthly
105	Project Epsilon	Operations	Phase 1	2023-05-01	2023-08-31	In Progress	High	David Kim	Operations	\$300,000	\$250,000	-\$50,000	75%	Project Epsilon on track.	Project Beta	David Kim	2023-05-01	High	GDPR	Weekly
106	Project Zeta	IT	Phase 2	2023-06-01	2023-09-30	On Hold	Low	Emily White	IT	\$120,000	\$0	-\$120,000	0%	Project Zeta on hold.	None	Emily White	2023-06-01	Low	GDPR	Quarterly
107	Project Eta	Marketing	Phase 1	2023-07-01	2023-10-31	In Progress	Medium	Chris Brown	Marketing	\$180,000	\$150,000	-\$30,000	70%	Project Eta on track.	Project Gamma	Chris Brown	2023-07-01	Medium	GDPR	Monthly
108	Project Theta	Finance	Phase 3	2023-08-01	2023-11-30	Completed	High	Alex Green	Finance	\$250,000	\$250,000	\$0	100%	Project Theta completed.	Project Delta	Alex Green	2023-08-01	High	GDPR	Quarterly
109	Project Iota	HR	Phase 1	2023-09-01	2024-01-31	In Progress	Medium	Mia Black	HR	\$90,000	\$70,000	-\$20,000	60%	Project Iota on track.	Project Epsilon	Mia Black	2023-09-01	Medium	GDPR	Monthly
110	Project Kappa	Operations	Phase 2	2023-10-01	2024-02-28	On Hold	Low	Noah Blue </td <td>Operations</td> <td>\$110,000</td> <td>\$0</td> <td>-\$110,000</td> <td>0%</td> <td>Project Kappa on hold.</td> <td>None</td> <td>Noah Blue</td> <td>2023-10-01</td> <td>Low</td> <td>GDPR</td> <td>Quarterly</td>	Operations	\$110,000	\$0	-\$110,000	0%	Project Kappa on hold.	None	Noah Blue	2023-10-01	Low	GDPR	Quarterly
111	Project Lambda	IT	Phase 3	2023-11-01	2024-03-31	Completed	High	Olivia Red	IT	\$130,000	\$130,000	\$0	100%	Project Lambda completed.	Project Zeta	Olivia Red	2023-11-01	High	GDPR	Monthly
112	Project Mu	Marketing	Phase 1	2024-01-01	2024-04-30	In Progress	Medium	Liam Purple	Marketing	\$160,000	\$120,000	-\$40,000	50%	Project Mu on track.	Project Eta	Liam Purple	2024-01-01	Medium	GDPR	Monthly
113	Project Nu	Finance	Phase 2	2024-02-01	2024-05-31	On Hold	Low	Ava Yellow	Finance	\$140,000	\$0	-\$140,000	0%	Project Nu on hold.	None	Ava Yellow	2024-02-01	Low	GDPR	Quarterly
114	Project Xi	HR	Phase 3	2024-03-01	2024-06-30	Completed	Medium	Ethan Green	HR	\$70,000	\$70,000	\$0	100%	Project Xi completed.	Project Iota	Ethan Green	2024-03-01	Medium	GDPR	Monthly
115	Project Omicron	Operations	Phase 1	2024-04-01	2024-07-31	In Progress	High	Sophia Blue	Operations	\$280,000	\$200,000	-\$80,000	60%	Project Omicron on track.	Project Kappa	Sophia Blue	2024-04-01	High	GDPR	Weekly
116	Project Pi	IT	Phase 2	2024-05-01	2024-08-31	On Hold	Low	Lucas Red	IT	\$100,000	\$0	-\$100,000	0%	Project Pi on hold.	None	Lucas Red	2024-05-01	Low	GDPR	Quarterly
117	Project Rho	Marketing	Phase 3	2024-06-01	2024-09-30	Completed	Medium	Zoe Purple	Marketing	\$170,000	\$170,000	\$0	100%	Project Rho completed.	Project Mu	Zoe Purple	2024-06-01	Medium	GDPR	Monthly
118	Project Sigma	Finance	Phase 1	2024-07-01	2024-10-31	In Progress	High	Ben Yellow	Finance	\$220,000	\$180,000	-\$40,000	70%	Project Sigma on track.	Project Nu	Ben Yellow	2024-07-01	High	GDPR	Quarterly
119	Project Tau	HR	Phase 2	2024-08-01	2024-11-30	On Hold	Low	Chloe Green	HR	\$85,000	\$0	-\$85,000	0%	Project Tau on hold.	None	Chloe Green	2024-08-01	Low	GDPR	Quarterly
120	Project Upsilon	Operations	Phase 3	2024-09-01	2025-01-31	Completed	High	Leo Blue	Operations	\$290,000	\$290,000	\$0	100%	Project Upsilon completed.	Project Omicron	Leo Blue	2024-09-01	High	GDPR	Weekly
121	Project Phi	IT	Phase 1	2025-01-01	2025-04-30	In Progress	Medium	Mia Red	IT	\$115,000	\$90,000	-\$25,000	50%	Project Phi on track.	Project Pi	Mia Red	2025-01-01	Medium	GDPR	Monthly
122	Project Chi	Marketing	Phase 2	2025-02-01	2025-05-31	On Hold	Low	Noah Purple	Marketing	\$155,000	\$0	-\$155,000	0%	Project Chi on hold.	None	Noah Purple	2025-02-01	Low	GDPR	Quarterly
123	Project Psi	Finance	Phase 3	2025-03-01	2025-06-30	Completed	High	Ava Yellow	Finance	\$235,000	\$235,000	\$0	100%	Project Psi completed.	Project Sigma	Ava Yellow	2025-03-01	High	GDPR	Quarterly
124	Project Omega	HR	Phase 1	2025-04-01	2025-07-31	In Progress	Medium	Ethan Green	HR	\$75,000	\$60,000	-\$15,000	50%	Project Omega on track.	Project Xi	Ethan Green	2025-04-01	Medium	GDPR	Monthly
125	Project A	Operations	Phase 2	2025-05-01	2025-08-31	On Hold	Low	Sophia Blue	Operations	\$275,000	\$0	-\$275,000	0%	Project A on hold.	None	Sophia Blue	2025-05-01	Low	GDPR	Weekly
126	Project B	IT	Phase 3	2025-06-01	2025-09-30	Completed	High	Lucas Red	IT	\$105,000	\$105,000	\$0	100%	Project B completed.	Project Phi	Lucas Red	2025-06-01	High	GDPR	Monthly
127	Project C	Marketing	Phase 1	2025-07-01	2025-10-31	In Progress	Medium	Zoe Purple	Marketing	\$165,000	\$130,000	-\$35,000	50%	Project C on track.	Project Chi	Zoe Purple	2025-07-01	Medium	GDPR	Monthly
128	Project D	Finance	Phase 2	2025-08-01	2025-11-30	On Hold	Low	Ben Yellow	Finance	\$245,000	\$0	-\$245,000	0%	Project D on hold.	None	Ben Yellow	2025-08-01	Low	GDPR	Quarterly
129	Project E	HR	Phase 3	2025-09-01	2026-01-31	Completed	Medium	Chloe Green	HR	\$95,000	\$95,000	\$0	100%	Project E completed.	Project Tau	Chloe Green	2025-09-01	Medium	GDPR	Monthly
130	Project F	Operations	Phase 1	2026-01-01	2026-04-30	In Progress	High	Leo Blue	Operations	\$305,000	\$220,000	-\$85,000	60%	Project F on track.	Project Upsilon	Leo Blue	2026-01-01	High	GDPR	Weekly

ID	PROJECT NAME	STATUS	TYPE	DESCRIPTION	START DATE	END DATE	BUDGET	ACTUAL	VARIANCE	CURRENT VALUE	PLANNED VALUE	PERCENT COMPLETE	RISK	IMPACT	COMMENTS
1	Project 1	Completed	Infrastructure	Build new infrastructure	2020-01-01	2020-12-31	100000	100000	0	100000	100000	100%	Low	High	Successful completion.
2	Project 2	In Progress	Software	Develop new software	2021-01-15	2021-06-30	50000	45000	-5000	45000	50000	90%	Medium	Medium	Minor delays in testing.
3	Project 3	On Hold	Marketing	Launch new marketing campaign	2021-03-01	2021-09-30	30000	0	-30000	0	30000	0%	Low	Low	On hold due to budget constraints.
4	Project 4	Completed	HR	Implement new HR policy	2020-06-01	2020-11-30	20000	20000	0	20000	20000	100%	Low	Low	Policy implemented smoothly.
5	Project 5	In Progress	IT	Upgrade IT infrastructure	2021-02-01	2021-08-31	80000	70000	-10000	70000	80000	85%	Medium	High	Vendor issues causing delays.
6	Project 6	On Hold	Legal	Review legal contract terms	2021-04-01	2021-10-31	15000	0	-15000	0	15000	0%	Low	Low	Reviewing terms for better protection.
7	Project 7	Completed	Finance	Optimize financial reporting	2020-09-01	2020-12-31	40000	40000	0	40000	40000	100%	Low	Medium	Reporting process streamlined.
8	Project 8	In Progress	Operations	Streamline operational processes	2021-01-01	2021-07-31	60000	55000	-5000	55000	60000	90%	Medium	Medium	Identified inefficiencies and fixed.
9	Project 9	On Hold	Research	Conduct market research	2021-05-01	2021-11-30	25000	0	-25000	0	25000	0%	Low	Low	Research is ongoing but paused.
10	Project 10	Completed	Compliance	Ensure compliance with new regulations	2020-11-01	2021-01-31	35000	35000	0	35000	35000	100%	Low	High	All regulations met successfully.
11	Project 11	In Progress	Customer Service	Improve customer service experience	2021-03-15	2021-09-30	45000	40000	-5000	40000	45000	85%	Medium	Medium	Customer feedback incorporated.
12	Project 12	On Hold	Security	Enhance cybersecurity measures	2021-06-01	2021-12-31	70000	0	-70000	0	70000	0%	High	High	Security audit completed, measures pending.
13	Project 13	Completed	Procurement	Renegotiate supplier contracts	2020-10-01	2021-02-28	28000	28000	0	28000	28000	100%	Low	Medium	Cost savings identified and realized.
14	Project 14	In Progress	Product Development	Develop new product line	2021-02-15	2021-08-31	90000	80000	-10000	80000	90000	85%	Medium	High	Market research positive, development on track.
15	Project 15	On Hold	Facilities	Renovate office facilities	2021-07-01	2021-11-30	55000	0	-55000	0	55000	0%	Low	Medium	Renovation paused due to supply chain issues.
16	Project 16	Completed	Partnerships	Establish new strategic partnerships	2020-08-01	2021-01-31	48000	48000	0	48000	48000	100%	Medium	Medium	Partnerships secured and active.
17	Project 17	In Progress	Quality Assurance	Implement quality assurance process	2021-04-15	2021-10-31	38000	35000	-3000	35000	38000	85%	Medium	Medium	QA process implemented, monitoring results.
18	Project 18	On Hold	Data Analytics	Implement data analytics platform	2021-08-01	2021-12-31	65000	0	-65000	0	65000	0%	Medium	High	Platform selection in progress.
19	Project 19	Completed	Internal Audit	Conduct internal audit of operations	2020-12-01	2021-03-31	32000	32000	0	32000	32000	100%	Low	Medium	Audit completed with minor findings.
20	Project 20	In Progress	Supply Chain	Optimize supply chain management	2021-01-15	2021-07-31	58000	52000	-6000	52000	58000	85%	Medium	High	Logistics routes optimized, cost savings realized.
21	Project 21	On Hold	Employee Training	Develop new employee training modules	2021-09-01	2021-11-30	22000	0	-22000	0	22000	0%	Low	Medium	Training modules under development.
22	Project 22	Completed	Website Redesign	Redesign company website	2020-07-01	2021-01-31	42000	42000	0	42000	42000	100%	Medium	Medium	Website launched, user feedback positive.
23	Project 23	In Progress	Brand Strategy	Develop brand strategy and guidelines	2021-03-01	2021-09-30	36000	33000	-3000	33000	36000	85%	Medium	Medium	Brand guidelines established, strategy refined.
24	Project 24	On Hold	Customer Loyalty	Launch new customer loyalty program	2021-10-01	2021-12-31	47000	0	-47000	0	47000	0%	Medium	Medium	Program design in progress.
25	Project 25	Completed	Project Management	Implement project management system	2020-11-01	2021-03-31	39000	39000	0	39000	39000	100%	Low	Medium	System implemented, team trained.
26	Project 26	In Progress	Business Development	Identify new business opportunities	2021-02-15	2021-08-31	62000	55000	-7000	55000	62000	85%	Medium	High	New market segments being explored.
27	Project 27	On Hold	IT Support	Improve IT support services	2021-06-01	2021-11-30	33000	0	-33000	0	33000	0%	Low	Medium	Support team restructuring in progress.
28	Project 28	Completed	Legal Review	Review all legal documents for compliance	2020-10-01	2021-02-28	27000	27000	0	27000	27000	100%	Low	High	All documents reviewed and updated.
29	Project 29	In Progress	Marketing Campaign	Execute marketing campaign for Q3	2021-07-01	2021-09-30	44000	41000	-3000	41000	44000	85%	Medium	Medium	Campaign launch successful, initial results good.
30	Project 30	On Hold	Product Testing	Conduct user testing for new product	2021-09-01	2021-11-30	26000	0	-26000	0	26000	0%	Medium	Medium	User testing scheduled for next quarter.
31	Project 31	Completed	Compliance Audit	Complete annual compliance audit	2020-12-01	2021-03-31	31000	31000	0	31000	31000	100%	Low	High	Audit passed with no major concerns.
32	Project 32	In Progress	Operational Efficiency	Streamline operational efficiency	2021-01-15	2021-07-31	59000	53000	-6000	53000	59000	85%	Medium	Medium	Process maps updated, inefficiencies reduced.
33	Project 33	On Hold	Customer Feedback	Analyze customer feedback and act on it	2021-08-01	2021-11-30	24000	0	-24000	0	24000	0%	Low	Medium	Feedback analysis and action plan in progress.
34	Project 34	Completed	IT Security	Implement IT security measures	2020-09-01	2021-01-31	41000	41000	0	41000	41000	100%	Medium	High	Security measures implemented, system secure.
35	Project 35	In Progress	Business Process	Revamp business process flow	2021-03-15	2021-09-30	46000	42000	-4000	42000	46000	85%	Medium	Medium	Process flow improved, productivity increased.
36	Project 36	On Hold	Facilities Upgrade	Upgrade office facilities and amenities	2021-10-01	2021-12-31	51000	0	-51000	0	51000	0%	Low	Medium	Upgrade plans being finalized.
37	Project 37	Completed	Partnership Development	Develop strategic partnerships	2020-11-01	2021-03-31	48000	48000	0	48000	48000	100%	Medium	Medium	Partnerships established, collaboration active.
38	Project 38	In Progress	Quality Improvement	Implement quality improvement initiatives	2021-02-15	2021-08-31	37000	34000	-3000	34000	37000	85%	Medium	Medium	Quality initiatives being tracked and reported.
39	Project 39	On Hold	IT Infrastructure	Upgrade IT infrastructure hardware	2021-06-01	2021-11-30	68000	0	-68000	0	68000	0%	Medium	High	Hardware procurement in progress.
40	Project 40	Completed	Legal Counsel	Obtain legal counsel on new regulations	2020-10-01	2021-02-28	29000	29000	0	29000	29000	100%	Low	High	Legal advice received, compliance ensured.

ID	Contract Name	Contract ID	Contract Type	Category	Description	Start	End	Status	Contract Value	Contractor Name	Address	City	State	Country	Contractor Address	Contractor City	Contractor State	Contractor Country	Contractor Phone	Contractor Email	Contractor Website	Contractor Fax
101	GENERAL CONTRACTOR	CD0001000001	GENERAL CONTRACTOR	GENERAL CONTRACTOR	GENERAL CONTRACTOR	2010-01-01	2010-12-31	COMPLETED	1000000	ABC COMPANY	100 MAIN ST	NEW YORK	NY	USA	100 MAIN ST	NEW YORK	NY	USA	212-555-1234	info@abc.com	www.abc.com	212-555-5678
102	MECHANICAL CONTRACTOR	CD0001000002	MECHANICAL CONTRACTOR	MECHANICAL CONTRACTOR	MECHANICAL CONTRACTOR	2010-01-01	2010-12-31	COMPLETED	500000	DEF COMPANY	200 BROAD ST	NEW YORK	NY	USA	200 BROAD ST	NEW YORK	NY	USA	212-555-9012	info@def.com	www.def.com	212-555-3456
103	ELECTRICAL CONTRACTOR	CD0001000003	ELECTRICAL CONTRACTOR	ELECTRICAL CONTRACTOR	ELECTRICAL CONTRACTOR	2010-01-01	2010-12-31	COMPLETED	300000	GHI COMPANY	300 WALL ST	NEW YORK	NY	USA	300 WALL ST	NEW YORK	NY	USA	212-555-7890	info@ghi.com	www.ghi.com	212-555-2345
104	PLUMBING CONTRACTOR	CD0001000004	PLUMBING CONTRACTOR	PLUMBING CONTRACTOR	PLUMBING CONTRACTOR	2010-01-01	2010-12-31	COMPLETED	200000	JKL COMPANY	400 NASSAU ST	NEW YORK	NY	USA	400 NASSAU ST	NEW YORK	NY	USA	212-555-6789	info@jkl.com	www.jkl.com	212-555-1234
105	PAINTING CONTRACTOR	CD0001000005	PAINTING CONTRACTOR	PAINTING CONTRACTOR	PAINTING CONTRACTOR	2010-01-01	2010-12-31	COMPLETED	150000	MNO COMPANY	500 BROADWAY	NEW YORK	NY	USA	500 BROADWAY	NEW YORK	NY	USA	212-555-5678	info@mno.com	www.mno.com	212-555-9012
106	CONCRETE CONTRACTOR	CD0001000006	CONCRETE CONTRACTOR	CONCRETE CONTRACTOR	CONCRETE CONTRACTOR	2010-01-01	2010-12-31	COMPLETED	400000	PQR COMPANY	600 WALL ST	NEW YORK	NY	USA	600 WALL ST	NEW YORK	NY	USA	212-555-4567	info@pqr.com	www.pqr.com	212-555-8901
107	ROOFING CONTRACTOR	CD0001000007	ROOFING CONTRACTOR	ROOFING CONTRACTOR	ROOFING CONTRACTOR	2010-01-01	2010-12-31	COMPLETED	250000	STU COMPANY	700 NASSAU ST	NEW YORK	NY	USA	700 NASSAU ST	NEW YORK	NY	USA	212-555-3456	info@stu.com	www.stu.com	212-555-7890
108	FOUNDATION CONTRACTOR	CD0001000008	FOUNDATION CONTRACTOR	FOUNDATION CONTRACTOR	FOUNDATION CONTRACTOR	2010-01-01	2010-12-31	COMPLETED	350000	VWX COMPANY	800 BROADWAY	NEW YORK	NY	USA	800 BROADWAY	NEW YORK	NY	USA	212-555-2345	info@vwx.com	www.vwx.com	212-555-6789
109	MECHANICAL CONTRACTOR	CD0001000009	MECHANICAL CONTRACTOR	MECHANICAL CONTRACTOR	MECHANICAL CONTRACTOR	2010-01-01	2010-12-31	COMPLETED	600000	YZA COMPANY	900 WALL ST	NEW YORK	NY	USA	900 WALL ST	NEW YORK	NY	USA	212-555-1234	info@yza.com	www.yza.com	212-555-5678
110	ELECTRICAL CONTRACTOR	CD0001000010	ELECTRICAL CONTRACTOR	ELECTRICAL CONTRACTOR	ELECTRICAL CONTRACTOR	2010-01-01	2010-12-31	COMPLETED	450000	BCD COMPANY	1000 NASSAU ST	NEW YORK	NY	USA	1000 NASSAU ST	NEW YORK	NY	USA	212-555-9012	info@bcd.com	www.bcd.com	212-555-3456
111	PLUMBING CONTRACTOR	CD0001000011	PLUMBING CONTRACTOR	PLUMBING CONTRACTOR	PLUMBING CONTRACTOR	2010-01-01	2010-12-31	COMPLETED	350000	EFG COMPANY	1100 BROADWAY	NEW YORK	NY	USA	1100 BROADWAY	NEW YORK	NY	USA	212-555-7890	info@efg.com	www.efg.com	212-555-2345
112	PAINTING CONTRACTOR	CD0001000012	PAINTING CONTRACTOR	PAINTING CONTRACTOR	PAINTING CONTRACTOR	2010-01-01	2010-12-31	COMPLETED	200000	HIJ COMPANY	1200 WALL ST	NEW YORK	NY	USA	1200 WALL ST	NEW YORK	NY	USA	212-555-6789	info@hij.com	www.hij.com	212-555-1234
113	CONCRETE CONTRACTOR	CD0001000013	CONCRETE CONTRACTOR	CONCRETE CONTRACTOR	CONCRETE CONTRACTOR	2010-01-01	2010-12-31	COMPLETED	500000	KL M COMPANY	1300 NASSAU ST	NEW YORK	NY	USA	1300 NASSAU ST	NEW YORK	NY	USA	212-555-5678	info@klm.com	www.klm.com	212-555-9012
114	ROOFING CONTRACTOR	CD0001000014	ROOFING CONTRACTOR	ROOFING CONTRACTOR	ROOFING CONTRACTOR	2010-01-01	2010-12-31	COMPLETED	300000	NOP COMPANY	1400 BROADWAY	NEW YORK	NY	USA	1400 BROADWAY	NEW YORK	NY	USA	212-555-4567	info@nop.com	www.nop.com	212-555-8901
115	FOUNDATION CONTRACTOR	CD0001000015	FOUNDATION CONTRACTOR	FOUNDATION CONTRACTOR	FOUNDATION CONTRACTOR	2010-01-01	2010-12-31	COMPLETED	400000	QRS COMPANY	1500 WALL ST	NEW YORK	NY	USA	1500 WALL ST	NEW YORK	NY	USA	212-555-3456	info@qrs.com	www.qrs.com	212-555-7890
116	MECHANICAL CONTRACTOR	CD0001000016	MECHANICAL CONTRACTOR	MECHANICAL CONTRACTOR	MECHANICAL CONTRACTOR	2010-01-01	2010-12-31	COMPLETED	700000	TUV COMPANY	1600 NASSAU ST	NEW YORK	NY	USA	1600 NASSAU ST	NEW YORK	NY	USA	212-555-2345	info@tuv.com	www.tuv.com	212-555-6789
117	ELECTRICAL CONTRACTOR	CD0001000017	ELECTRICAL CONTRACTOR	ELECTRICAL CONTRACTOR	ELECTRICAL CONTRACTOR	2010-01-01	2010-12-31	COMPLETED	550000	WXY COMPANY	1700 BROADWAY	NEW YORK	NY	USA	1700 BROADWAY	NEW YORK	NY	USA	212-555-1234	info@wxy.com	www.wxy.com	212-555-5678
118	PLUMBING CONTRACTOR	CD0001000018	PLUMBING CONTRACTOR	PLUMBING CONTRACTOR	PLUMBING CONTRACTOR	2010-01-01	2010-12-31	COMPLETED	400000	ZAB COMPANY	1800 WALL ST	NEW YORK	NY	USA	1800 WALL ST	NEW YORK	NY	USA	212-555-9012	info@zab.com	www.zab.com	212-555-3456
119	PAINTING CONTRACTOR	CD0001000019	PAINTING CONTRACTOR	PAINTING CONTRACTOR	PAINTING CONTRACTOR	2010-01-01	2010-12-31	COMPLETED	250000	CDE COMPANY	1900 NASSAU ST	NEW YORK	NY	USA	1900 NASSAU ST	NEW YORK	NY	USA	212-555-7890	info@cde.com	www.cde.com	212-555-2345
120	CONCRETE CONTRACTOR	CD0001000020	CONCRETE CONTRACTOR	CONCRETE CONTRACTOR	CONCRETE CONTRACTOR	2010-01-01	2010-12-31	COMPLETED	600000	F GH COMPANY	2000 BROADWAY	NEW YORK	NY	USA	2000 BROADWAY	NEW YORK	NY	USA	212-555-6789	info@fgh.com	www.fgh.com	212-555-1234

Year	Company Name	Country	Industry	Description	Revenue	Employees	Market Cap	Key Products	Website	Other Info
2008	Alphabet Inc.	USA	Technology	Internet search, advertising, and cloud computing services.	31.4	34,000	240B	Google, Android	google.com	NASDAQ: GOOGL
2009	Facebook	USA	Technology	Social networking platform.	4.7	8,500	45B	Facebook	facebook.com	NASDAQ: FB
2010	Amazon.com	USA	Retail/E-commerce	Online retail and cloud computing services.	9.7	280,000	170B	Amazon, AWS	amazon.com	NASDAQ: AMZN
2011	Microsoft	USA	Technology	Software development and cloud computing services.	63.3	220,000	310B	Windows, Office, Azure	microsoft.com	NASDAQ: MSFT
2012	Apple Inc.	USA	Technology	Consumer electronics, software, and services.	23.2	110,000	230B	iPhone, iPad, Mac	apple.com	NASDAQ: AAPL
2013	LinkedIn	USA	Technology	Business-to-business social networking.	1.0	2,500	10B	LinkedIn	linkedin.com	NASDAQ: LNKD
2014	Twitter	USA	Technology	Microblogging and social media platform.	0.6	1,000	5B	Twitter	twitter.com	NASDAQ: TWTR
2015	Uber	USA	Transportation	Mobile app for transportation services.	3.8	6,000	62B	Uber	uber.com	NASDAQ: UBER
2016	Netflix	USA	Media/Entertainment	Streaming video service.	10.9	2,500	170B	Netflix	netflix.com	NASDAQ: NFLX
2017	Spotify	Sweden	Music/Streaming	Music streaming service.	3.5	3,500	24B	Spotify	spotify.com	NASDAQ: SPOT
2018	Slack	USA	Productivity	Collaborative workspace software.	1.3	1,500	28B	Slack	slack.com	NASDAQ: SLCK
2019	Zoom	USA	Telecommunications	Cloud-based video conferencing.	0.4	800	6B	Zoom	zoom.us	NASDAQ: ZM
2020	Zoom	USA	Telecommunications	Cloud-based video conferencing.	1.0	800	17B	Zoom	zoom.us	NASDAQ: ZM
2021	Zoom	USA	Telecommunications	Cloud-based video conferencing.	2.8	800	70B	Zoom	zoom.us	NASDAQ: ZM
2022	Zoom	USA	Telecommunications	Cloud-based video conferencing.	4.0	800	110B	Zoom	zoom.us	NASDAQ: ZM
2023	Zoom	USA	Telecommunications	Cloud-based video conferencing.	5.0	800	150B	Zoom	zoom.us	NASDAQ: ZM

ID	Company Name	Country	Industry	Description	Revenue	Employees	Website	Phone	Address	City	State	Zip	Country	Region	Latitude	Longitude	Timezone	Language	Currency	Legal Entity	Registration Number	Start Date	Status	Notes
1	ABC COMPANY	USA	Technology	Software development and consulting services.	100000	50	abc.com	123456789	123 Main St	New York	NY	10001	USA	North America	40.7128	-87.6298	EST	English	USD	ABC COMPANY INC	123456789	2020-01-01	Active	
2	DEF CORP	Canada	Manufacturing	Automotive parts manufacturing.	250000	100	defcorp.ca	987654321	456 Elm St	Toronto	ON	M5V 1A5	Canada	North America	43.6426	-79.3871	EST	French/English	CAD	DEF CORP LTD	987654321	2015-03-15	Active	
3	GHI ENTERPRISES	UK	Retail	Online retail and e-commerce.	300000	200	ghi.co.uk	112233445	789 High St	London	Greater London	E1 1AA	UK	Europe	51.5074	0.1278	GMT	English	GBP	GHI ENTERPRISES LTD	112233445	2018-09-01	Active	
4	JKL HOLDINGS	Australia	Finance	Investment management and financial services.	500000	300	jkl.com.au	556677889	101 Market St	Sydney	NSW	2000	Australia	Oceania	-33.8688	151.2093	AEST	English	AUD	JKL HOLDINGS PTY LTD	556677889	2010-05-20	Active	
5	MNO GROUP	Germany	Engineering	Industrial machinery and engineering solutions.	750000	400	mno.de	223344556	202 Industrial Park	Munich	Bavaria	80335	Germany	Europe	48.1372	11.5755	CET	German	EUR	MNO GROUP AG	223344556	2008-11-10	Active	
6	PQRS INDUSTRIES	India	IT Services	IT consulting and software development.	400000	250	pqr.com.in	778899001	303 Park St	Bangalore	Karnataka	560001	India	Asia	12.9716	77.6042	IST	Hindi/English	INR	PQRS INDUSTRIES PRIVATE LTD	778899001	2012-07-05	Active	
7	RST SYSTEMS	France	Telecommunications	Network infrastructure and telecommunications services.	600000	350	rst.fr	334455667	404 Rue de la Paix	Paris	Ile-de-France	75001	France	Europe	48.8566	2.3478	CET	French	EUR	RST SYSTEMS SAS	334455667	2014-02-28	Active	
8	TUV SOLUTIONS	Spain	Construction	Construction and real estate services.	350000	220	tuv.es	667788990	505 Calle de Alcalá	Madrid	Community of Madrid	28014	Spain	Europe	40.4168	-3.7038	CET	Spanish	EUR	TUV SOLUTIONS SA	667788990	2016-08-12	Active	
9	VWX HOLDINGS	Italy	Automotive	Automotive parts and accessories.	280000	150	vwx.it	990011223	606 Via Dante	Rome	Lazio	00187	Italy	Europe	41.9028	12.5092	CET	Italian	EUR	VWX HOLDINGS SPA	990011223	2011-04-22	Active	
10	YZA GROUP	Japan	Electronics	Consumer electronics and digital devices.	800000	450	yzagroup.jp	445566778	707 Nishi-Shinjuku 2-chome	Tokyo	Tokyo	163-0292	Japan	Asia	35.6895	139.7006	JST	Japanese	JPY	YZA GROUP INC	445566778	2009-06-18	Active	

ID	NAME	STATUS	TYPE	DESCRIPTION	START DATE	END DATE	STATUS	LOCATION	OWNER	CONTACT	PHONE	FAX	EMAIL	WEBSITE	ADDRESS	CITY	STATE	ZIP	COUNTRY	CURRENCY	TAX ID	REGISTRATION	CLASSIFICATION	LEVEL	ACTIVITY	REMARKS
1001	ABC COMPANY	ACTIVE	PRIVATE	GENERAL BUSINESS	2000-01-01	2023-12-31	ACTIVE	NEW YORK, NY	ABC COMPANY	JOHN DOE	123 456 789		john.doe@abc.com	www.abc.com	123 456 789	NEW YORK	NY	10001	USA	USD	123456789	REGISTRATION	CORPORATION	FEDERAL	1001	GENERAL BUSINESS
1002	DEF COMPANY	INACTIVE	PUBLIC	MANUFACTURING	1998-03-15	2020-06-30	INACTIVE	LOS ANGELES, CA	DEF COMPANY	JANE SMITH	987 654 321		jane.smith@def.com	www.def.com	987 654 321	LOS ANGELES	CA	90001	USA	USD	987654321	CANCELED	CORPORATION	FEDERAL	1002	MANUFACTURING
1003	GHI COMPANY	PENDING	PRIVATE	CONSULTING	2022-09-01	2024-08-31	PENDING	CHICAGO, IL	GHI COMPANY	BOB JONES	555 111 222		bob.jones@ghi.com	www.ghi.com	555 111 222	CHICAGO	IL	60601	USA	USD	555111222	PENDING	PARTNERSHIP	STATE	1003	CONSULTING
1004	JKL COMPANY	ACTIVE	PUBLIC	RETAIL	2005-07-10	2023-11-15	ACTIVE	HOUSTON, TX	JKL COMPANY	Alice Brown	444 333 222		alice.brown@jkl.com	www.jkl.com	444 333 222	HOUSTON	TX	77001	USA	USD	444333222	REGISTRATION	CORPORATION	FEDERAL	1004	RETAIL
1005	MNO COMPANY	ACTIVE	PRIVATE	TECHNOLOGY	2010-02-20	2023-12-31	ACTIVE	SAN FRANCISCO, CA	MNO COMPANY	CHARLIE DAVIS	333 222 111		charlie.davis@mno.com	www.mno.com	333 222 111	SAN FRANCISCO	CA	94101	USA	USD	333222111	REGISTRATION	CORPORATION	FEDERAL	1005	TECHNOLOGY
1006	PQR COMPANY	ACTIVE	PUBLIC	CONSTRUCTION	2001-11-05	2023-10-31	ACTIVE	MIAMI, FL	PQR COMPANY	Diana Prince	222 111 000		diana.prince@pqr.com	www.pqr.com	222 111 000	MIAMI	FL	33101	USA	USD	222111000	REGISTRATION	CORPORATION	FEDERAL	1006	CONSTRUCTION
1007	STU COMPANY	ACTIVE	PRIVATE	FINANCIAL SERVICES	2003-05-18	2023-12-31	ACTIVE	NEW YORK, NY	STU COMPANY	Eve Green	111 000 999		eve.green@stu.com	www.stu.com	111 000 999	NEW YORK	NY	10001	USA	USD	111000999	REGISTRATION	CORPORATION	FEDERAL	1007	FINANCIAL SERVICES
1008	VWX COMPANY	ACTIVE	PUBLIC	ENERGY	2007-08-22	2023-11-30	ACTIVE	DALLAS, TX	VWX COMPANY	Frank White	000 999 888		frank.white@vwx.com	www.vwx.com	000 999 888	DALLAS	TX	75201	USA	USD	000999888	REGISTRATION	CORPORATION	FEDERAL	1008	ENERGY
1009	YZA COMPANY	ACTIVE	PRIVATE	HEALTHCARE	2009-04-01	2023-12-31	ACTIVE	PHILADELPHIA, PA	YZA COMPANY	Grace Black	999 888 777		grace.black@yza.com	www.yza.com	999 888 777	PHILADELPHIA	PA	19101	USA	USD	999888777	REGISTRATION	CORPORATION	FEDERAL	1009	HEALTHCARE
1010	BDC COMPANY	ACTIVE	PUBLIC	TRANSPORTATION	2002-12-01	2023-11-30	ACTIVE	SEATTLE, WA	BDC COMPANY	Henry Gold	888 777 666		henry.gold@bdc.com	www.bdc.com	888 777 666	SEATTLE	WA	98101	USA	USD	888777666	REGISTRATION	CORPORATION	FEDERAL	1010	TRANSPORTATION
1011	EFG COMPANY	ACTIVE	PRIVATE	EDUCATION	2006-06-15	2023-12-31	ACTIVE	PORTLAND, ME	EFG COMPANY	Ivy Silver	777 666 555		ivy.silver@efg.com	www.efg.com	777 666 555	PORTLAND	ME	04101	USA	USD	777666555	REGISTRATION	CORPORATION	FEDERAL	1011	EDUCATION
1012	HIJ COMPANY	ACTIVE	PUBLIC	AGRICULTURE	2004-09-28	2023-10-31	ACTIVE	DES MOINES, IA	HIJ COMPANY	Jack Bronze	666 555 444		jack.bronze@hij.com	www.hij.com	666 555 444	DES MOINES	IA	50301	USA	USD	666555444	REGISTRATION	CORPORATION	FEDERAL	1012	AGRICULTURE
1013	JKL COMPANY	ACTIVE	PRIVATE	TELECOMMUNICATIONS	2008-01-10	2023-12-31	ACTIVE	ATLANTA, GA	JKL COMPANY	Karen Copper	555 444 333		karen.copper@jkl.com	www.jkl.com	555 444 333	ATLANTA	GA	30301	USA	USD	555444333	REGISTRATION	CORPORATION	FEDERAL	1013	TELECOMMUNICATIONS
1014	MNO COMPANY	ACTIVE	PUBLIC	RETAIL	2000-03-25	2023-11-30	ACTIVE	BOSTON, MA	MNO COMPANY	Liam Iron	444 333 222		liam.iron@mno.com	www.mno.com	444 333 222	BOSTON	MA	02101	USA	USD	444333222	REGISTRATION	CORPORATION	FEDERAL	1014	RETAIL
1015	PQR COMPANY	ACTIVE	PRIVATE	CONSTRUCTION	2005-11-05	2023-12-31	ACTIVE	CHICAGO, IL	PQR COMPANY	Mia Nickel	333 222 111		mia.nickel@pqr.com	www.pqr.com	333 222 111	CHICAGO	IL	60601	USA	USD	333222111	REGISTRATION	CORPORATION	FEDERAL	1015	CONSTRUCTION
1016	STU COMPANY	ACTIVE	PUBLIC	MANUFACTURING	2003-07-18	2023-11-30	ACTIVE	DENVER, CO	STU COMPANY	Noah Silver	222 111 000		noah.silver@stu.com	www.stu.com	222 111 000	DENVER	CO	80201	USA	USD	222111000	REGISTRATION	CORPORATION	FEDERAL	1016	MANUFACTURING
1017	VWX COMPANY	ACTIVE	PRIVATE	FINANCIAL SERVICES	2006-12-01	2023-12-31	ACTIVE	HOUSTON, TX	VWX COMPANY	Olivia Gold	111 000 999		olivia.gold@vwx.com	www.vwx.com	111 000 999	HOUSTON	TX	77001	USA	USD	111000999	REGISTRATION	CORPORATION	FEDERAL	1017	FINANCIAL SERVICES
1018	YZA COMPANY	ACTIVE	PUBLIC	ENERGY	2009-04-15	2023-11-30	ACTIVE	LOS ANGELES, CA	YZA COMPANY	Peter Iron	999 888 777		peter.iron@yza.com	www.yza.com	999 888 777	LOS ANGELES	CA	90001	USA	USD	999888777	REGISTRATION	CORPORATION	FEDERAL	1018	ENERGY
1019	BDC COMPANY	ACTIVE	PRIVATE	HEALTHCARE	2007-08-20	2023-12-31	ACTIVE	NEW YORK, NY	BDC COMPANY	Quinn Nickel	888 777 666		quinn.nickel@bdc.com	www.bdc.com	888 777 666	NEW YORK	NY	10001	USA	USD	888777666	REGISTRATION	CORPORATION	FEDERAL	1019	HEALTHCARE
1020	EFG COMPANY	ACTIVE	PUBLIC	TRANSPORTATION	2004-11-22	2023-11-30	ACTIVE	PHILADELPHIA, PA	EFG COMPANY	Rachel Silver	777 666 555		rachel.silver@efg.com	www.efg.com	777 666 555	PHILADELPHIA	PA	19101	USA	USD	777666555	REGISTRATION	CORPORATION	FEDERAL	1020	TRANSPORTATION

Row ID	Company Name	Country	Public	Market Cap	Revenue	Profit	Employees	Website	Industry	Headquarters	CEO	Chairman	COO	CTO	CSO	CMO	ESG	Other
1	Apple Inc.	USA	Public	2800000000000	260000000000	20000000000	160000	apple.com	Technology	Cupertino, CA	Tim Cook	Alphabet	John Ternus	Craig Federighi	Greg Joshi	Luca Maestri	ESG	Other
2	Microsoft Corporation	USA	Public	2400000000000	160000000000	70000000000	140000	microsoft.com	Technology	Redmond, WA	Steve Ballmer	Alphabet	Brad Smith	Scott Branson	John W. Johnson	John W. Johnson	ESG	Other
3	Amazon.com	USA	Public	1800000000000	370000000000	30000000000	900000	amazon.com	Retail	Seattle, WA	Jeff Bezos	Alphabet	Andy Jassy	David Clark	Adam Selipsky	Adam Selipsky	ESG	Other
4	Alphabet Inc.	USA	Public	1700000000000	250000000000	10000000000	700000	google.com	Technology	Mountain View, CA	Alphabet	Alphabet	Alphabet	Alphabet	Alphabet	Alphabet	ESG	Other
5	Meta Platforms Inc.	USA	Public	1300000000000	110000000000	30000000000	600000	meta.com	Technology	Menlo Park, CA	Alphabet	Alphabet	Alphabet	Alphabet	Alphabet	Alphabet	ESG	Other
6	Facebook Inc.	USA	Public	1200000000000	70000000000	20000000000	500000	facebook.com	Technology	Menlo Park, CA	Alphabet	Alphabet	Alphabet	Alphabet	Alphabet	Alphabet	ESG	Other
7	Netflix Inc.	USA	Public	600000000000	30000000000	10000000000	100000	netflix.com	Media	Los Gatos, CA	Alphabet	Alphabet	Alphabet	Alphabet	Alphabet	Alphabet	ESG	Other
8	Google Cloud	USA	Public	500000000000	20000000000	50000000000	100000	google.com	Technology	Mountain View, CA	Alphabet	Alphabet	Alphabet	Alphabet	Alphabet	Alphabet	ESG	Other
9	IBM Corporation	USA	Public	400000000000	60000000000	20000000000	300000	ibm.com	Technology	Armonk, NY	Alphabet	Alphabet	Alphabet	Alphabet	Alphabet	Alphabet	ESG	Other
10	Oracle Corporation	USA	Public	300000000000	30000000000	10000000000	100000	oracle.com	Technology	Redwood City, CA	Alphabet	Alphabet	Alphabet	Alphabet	Alphabet	Alphabet	ESG	Other
11	LinkedIn Corporation	USA	Public	200000000000	10000000000	50000000000	100000	linkedin.com	Technology	Sunnyvale, CA	Alphabet	Alphabet	Alphabet	Alphabet	Alphabet	Alphabet	ESG	Other
12	Twitter Inc.	USA	Public	100000000000	5000000000	20000000000	100000	twitter.com	Technology	Beverly Hills, CA	Alphabet	Alphabet	Alphabet	Alphabet	Alphabet	Alphabet	ESG	Other
13	Slack Technologies Inc.	USA	Public	80000000000	4000000000	10000000000	100000	slack.com	Technology	San Francisco, CA	Alphabet	Alphabet	Alphabet	Alphabet	Alphabet	Alphabet	ESG	Other
14	Zoom Video Communications Inc.	USA	Public	70000000000	3000000000	50000000000	100000	zoom.us	Technology	Justin, TX	Alphabet	Alphabet	Alphabet	Alphabet	Alphabet	Alphabet	ESG	Other
15	Dropbox Inc.	USA	Public	60000000000	2000000000	10000000000	100000	dropbox.com	Technology	San Francisco, CA	Alphabet	Alphabet	Alphabet	Alphabet	Alphabet	Alphabet	ESG	Other
16	Twilio Inc.	USA	Public	50000000000	1000000000	50000000000	100000	twilio.com	Technology	San Francisco, CA	Alphabet	Alphabet	Alphabet	Alphabet	Alphabet	Alphabet	ESG	Other
17	SendGrid Inc.	USA	Public	40000000000	500000000	10000000000	100000	sendgrid.com	Technology	San Francisco, CA	Alphabet	Alphabet	Alphabet	Alphabet	Alphabet	Alphabet	ESG	Other
18	MailChimp Inc.	USA	Public	30000000000	100000000	50000000000	100000	mailchimp.com	Technology	Atlanta, GA	Alphabet	Alphabet	Alphabet	Alphabet	Alphabet	Alphabet	ESG	Other
19	HubSpot Inc.	USA	Public	20000000000	500000000	10000000000	100000	hubspot.com	Technology	Cambridge, MA	Alphabet	Alphabet	Alphabet	Alphabet	Alphabet	Alphabet	ESG	Other
20	Marketo Engage Inc.	USA	Public	10000000000	100000000	50000000000	100000	marketo.com	Technology	San Francisco, CA	Alphabet	Alphabet	Alphabet	Alphabet	Alphabet	Alphabet	ESG	Other
21	Adobe Systems Inc.	USA	Public	90000000000	10000000000	50000000000	100000	adobe.com	Technology	San Jose, CA	Alphabet	Alphabet	Alphabet	Alphabet	Alphabet	Alphabet	ESG	Other
22	Autodesk Inc.	USA	Public	80000000000	5000000000	10000000000	100000	autodesk.com	Technology	San Rafael, CA	Alphabet	Alphabet	Alphabet	Alphabet	Alphabet	Alphabet	ESG	Other
23	Autodesk Inc.	USA	Public	70000000000	4000000000	10000000000	100000	autodesk.com	Technology	San Rafael, CA	Alphabet	Alphabet	Alphabet	Alphabet	Alphabet	Alphabet	ESG	Other
24	Autodesk Inc.	USA	Public	60000000000	3000000000	10000000000	100000	autodesk.com	Technology	San Rafael, CA	Alphabet	Alphabet	Alphabet	Alphabet	Alphabet	Alphabet	ESG	Other
25	Autodesk Inc.	USA	Public	50000000000	2000000000	10000000000	100000	autodesk.com	Technology	San Rafael, CA	Alphabet	Alphabet	Alphabet	Alphabet	Alphabet	Alphabet	ESG	Other
26	Autodesk Inc.	USA	Public	40000000000	1000000000	10000000000	100000	autodesk.com	Technology	San Rafael, CA	Alphabet	Alphabet	Alphabet	Alphabet	Alphabet	Alphabet	ESG	Other
27	Autodesk Inc.	USA	Public	30000000000	500000000	10000000000	100000	autodesk.com	Technology	San Rafael, CA	Alphabet	Alphabet	Alphabet	Alphabet	Alphabet	Alphabet	ESG	Other
28	Autodesk Inc.	USA	Public	20000000000	100000000	10000000000	100000	autodesk.com	Technology	San Rafael, CA	Alphabet	Alphabet	Alphabet	Alphabet	Alphabet	Alphabet	ESG	Other
29	Autodesk Inc.	USA	Public	10000000000	50000000	10000000000	100000	autodesk.com	Technology	San Rafael, CA	Alphabet	Alphabet	Alphabet	Alphabet	Alphabet	Alphabet	ESG	Other
30	Autodesk Inc.	USA	Public	5000000000	10000000	10000000000	100000	autodesk.com	Technology	San Rafael, CA	Alphabet	Alphabet	Alphabet	Alphabet	Alphabet	Alphabet	ESG	Other

COMPANY	INDUSTRY	MARKET CAP	PERF. METRIC	FINANCIAL DATA	OPERATIONAL DATA	EMPLOYMENT	MARKET TREND	KEY INDICATORS	STOCK PRICE	ANALYST RATING	RISK FACTORS	ESG SCORE	OUTLOOK	RESEARCHER	LAST UPDATE	STATUS
Apple Inc.	Technology	3000000	15%	Revenue: 100B, Profit: 30B	1000000 employees	1000000	Stable	High growth	150	Buy	Low	A+	Positive	Jane Smith	2024-10-27	Active
Microsoft	Technology	2800000	12%	Revenue: 90B, Profit: 28B	900000 employees	900000	Stable	High growth	145	Buy	Low	A+	Positive	John Doe	2024-10-27	Active
Amazon	Technology	2500000	18%	Revenue: 120B, Profit: 40B	1200000 employees	1200000	Stable	High growth	155	Buy	Low	A+	Positive	Alice Johnson	2024-10-27	Active
Google	Technology	2200000	10%	Revenue: 80B, Profit: 25B	800000 employees	800000	Stable	High growth	140	Buy	Low	A+	Positive	Bob Wilson	2024-10-27	Active
Facebook	Technology	1800000	8%	Revenue: 60B, Profit: 18B	600000 employees	600000	Stable	High growth	130	Hold	Medium	B+	Neutral	Charlie Brown	2024-10-27	Active
Twitter	Technology	500000	5%	Revenue: 10B, Profit: 2B	100000 employees	100000	Stable	High growth	60	Sell	High	B-	Negative	Diana Prince	2024-10-27	Active
LinkedIn	Technology	700000	7%	Revenue: 15B, Profit: 4B	150000 employees	150000	Stable	High growth	70	Hold	Medium	B+	Neutral	Eve Green	2024-10-27	Active
Nextdoor	Technology	300000	6%	Revenue: 8B, Profit: 2B	80000 employees	80000	Stable	High growth	30	Hold	Medium	B+	Neutral	Frank White	2024-10-27	Active
Zoom	Technology	400000	9%	Revenue: 12B, Profit: 3B	120000 employees	120000	Stable	High growth	40	Buy	Low	A-	Positive	Grace Black	2024-10-27	Active
Dropbox	Technology	200000	4%	Revenue: 5B, Profit: 1B	50000 employees	50000	Stable	High growth	20	Sell	High	B-	Negative	Henry Blue	2024-10-27	Active
Slack	Technology	300000	8%	Revenue: 7B, Profit: 2B	70000 employees	70000	Stable	High growth	30	Buy	Low	A-	Positive	Ivy Red	2024-10-27	Active
GitHub	Technology	400000	10%	Revenue: 9B, Profit: 2.5B	90000 employees	90000	Stable	High growth	40	Buy	Low	A-	Positive	Jack Yellow	2024-10-27	Active
Okta	Technology	250000	7%	Revenue: 6B, Profit: 1.5B	60000 employees	60000	Stable	High growth	25	Buy	Low	A-	Positive	Karen Purple	2024-10-27	Active
Auth0	Technology	200000	6%	Revenue: 5B, Profit: 1.2B	50000 employees	50000	Stable	High growth	20	Buy	Low	A-	Positive	Liam Green	2024-10-27	Active
SendGrid	Technology	150000	5%	Revenue: 4B, Profit: 1B	40000 employees	40000	Stable	High growth	15	Sell	High	B-	Negative	Mia Blue	2024-10-27	Active
MailChimp	Technology	120000	4%	Revenue: 3B, Profit: 0.8B	30000 employees	30000	Stable	High growth	12	Sell	High	B-	Negative	Noah Red	2024-10-27	Active
HubSpot	Technology	100000	6%	Revenue: 2.5B, Profit: 0.7B	25000 employees	25000	Stable	High growth	10	Buy	Low	A-	Positive	Olivia Yellow	2024-10-27	Active
Marketo	Technology	80000	5%	Revenue: 2B, Profit: 0.6B	20000 employees	20000	Stable	High growth	8	Sell	High	B-	Negative	Peter Purple	2024-10-27	Active
Pardot	Technology	70000	4%	Revenue: 1.8B, Profit: 0.5B	18000 employees	18000	Stable	High growth	7	Sell	High	B-	Negative	Quinn Green	2024-10-27	Active
Braze	Technology	60000	7%	Revenue: 1.5B, Profit: 0.4B	15000 employees	15000	Stable	High growth	6	Buy	Low	A-	Positive	Rachel Blue	2024-10-27	Active
Iterable	Technology	50000	6%	Revenue: 1.2B, Profit: 0.3B	12000 employees	12000	Stable	High growth	5	Buy	Low	A-	Positive	Sam Red	2024-10-27	Active
Klaviyo	Technology	40000	8%	Revenue: 1B, Profit: 0.25B	10000 employees	10000	Stable	High growth	4	Buy	Low	A-	Positive	Tina Yellow	2024-10-27	Active
Omnisend	Technology	30000	5%	Revenue: 0.8B, Profit: 0.2B	8000 employees	8000	Stable	High growth	3	Sell	High	B-	Negative	Uma Purple	2024-10-27	Active
Braze	Technology	20000	7%	Revenue: 0.6B, Profit: 0.15B	6000 employees	6000	Stable	High growth	2	Buy	Low	A-	Positive	Victor Green	2024-10-27	Active
Mailchimp	Technology	15000	4%	Revenue: 0.5B, Profit: 0.12B	5000 employees	5000	Stable	High growth	1.5	Sell	High	B-	Negative	Wendy Blue	2024-10-27	Active
HubSpot	Technology	10000	6%	Revenue: 0.4B, Profit: 0.1B	4000 employees	4000	Stable	High growth	1	Buy	Low	A-	Positive	Xavier Red	2024-10-27	Active

Project ID	Project Name	Location	Phase	Start Date	End Date	Status	Responsible Party	Budget (USD)	Actual Spend (USD)	Progress (%)	Risks	Notes
001	Project Alpha	Region A	Phase 1	2023-01-01	2023-03-31	Completed	John Doe	1000000	1000000	100	None	Successful completion.
002	Project Beta	Region B	Phase 2	2023-02-15	2023-05-15	In Progress	Jane Smith	800000	600000	75	Low	Minor delays in procurement.
003	Project Gamma	Region C	Phase 1	2023-03-01	2023-06-30	On Hold	Mike Johnson	1200000	0	0	High	Strategic shift in priorities.
004	Project Delta	Region D	Phase 3	2023-04-01	2023-07-31	Completed	Sarah Lee	900000	900000	100	None	Exceeded budget by 5%.
005	Project Epsilon	Region E	Phase 1	2023-05-01	2023-08-31	In Progress	David Kim	1100000	400000	35	Medium	Resource allocation issues.
006	Project Zeta	Region F	Phase 2	2023-06-01	2023-09-30	On Hold	Emily White	700000	0	0	Low	Waiting for external approvals.
007	Project Eta	Region G	Phase 1	2023-07-01	2023-10-31	In Progress	Chris Brown	1300000	800000	60	Medium	Scope creep in early stages.
008	Project Theta	Region H	Phase 2	2023-08-01	2023-11-30	On Hold	Alex Green	950000	0	0	High	Market conditions unfavorable.
009	Project Iota	Region I	Phase 3	2023-09-01	2023-12-31	Completed	Mia Black	1050000	1050000	100	None	Final review and sign-off.
010	Project Kappa	Region J	Phase 1	2023-10-01	2024-01-31	In Progress	Noah Grey	1150000	200000	15	Medium	Initial planning and stakeholder meetings.

ID	Symbol	Company Name	Country	Market	ISIN	Market Cap (USD)	Revenue (USD)	Profit (USD)	Employees	Website	CEO	Chairman	Year Founded	Primary Sector	Sub-Sector	Key Products/Services	Key Risks	ESG Rating	Dividend Yield	P/E Ratio	Market Status
1	000001	Alkermes Inc	USA	Biotech	000001	1500000000	1000000000	50000000	10000	www.alkermes.com	Richard A. Pops	Robert A. Pops	1980	Pharmaceuticals	Biotech	Alkermes products	High R&D costs	B+	2.5%	15	Public
2	000002	Alkermes Inc	USA	Biotech	000002	1500000000	1000000000	50000000	10000	www.alkermes.com	Richard A. Pops	Robert A. Pops	1980	Pharmaceuticals	Biotech	Alkermes products	High R&D costs	B+	2.5%	15	Public
3	000003	Alkermes Inc	USA	Biotech	000003	1500000000	1000000000	50000000	10000	www.alkermes.com	Richard A. Pops	Robert A. Pops	1980	Pharmaceuticals	Biotech	Alkermes products	High R&D costs	B+	2.5%	15	Public
4	000004	Alkermes Inc	USA	Biotech	000004	1500000000	1000000000	50000000	10000	www.alkermes.com	Richard A. Pops	Robert A. Pops	1980	Pharmaceuticals	Biotech	Alkermes products	High R&D costs	B+	2.5%	15	Public
5	000005	Alkermes Inc	USA	Biotech	000005	1500000000	1000000000	50000000	10000	www.alkermes.com	Richard A. Pops	Robert A. Pops	1980	Pharmaceuticals	Biotech	Alkermes products	High R&D costs	B+	2.5%	15	Public
6	000006	Alkermes Inc	USA	Biotech	000006	1500000000	1000000000	50000000	10000	www.alkermes.com	Richard A. Pops	Robert A. Pops	1980	Pharmaceuticals	Biotech	Alkermes products	High R&D costs	B+	2.5%	15	Public
7	000007	Alkermes Inc	USA	Biotech	000007	1500000000	1000000000	50000000	10000	www.alkermes.com	Richard A. Pops	Robert A. Pops	1980	Pharmaceuticals	Biotech	Alkermes products	High R&D costs	B+	2.5%	15	Public
8	000008	Alkermes Inc	USA	Biotech	000008	1500000000	1000000000	50000000	10000	www.alkermes.com	Richard A. Pops	Robert A. Pops	1980	Pharmaceuticals	Biotech	Alkermes products	High R&D costs	B+	2.5%	15	Public
9	000009	Alkermes Inc	USA	Biotech	000009	1500000000	1000000000	50000000	10000	www.alkermes.com	Richard A. Pops	Robert A. Pops	1980	Pharmaceuticals	Biotech	Alkermes products	High R&D costs	B+	2.5%	15	Public
10	000010	Alkermes Inc	USA	Biotech	000010	1500000000	1000000000	50000000	10000	www.alkermes.com	Richard A. Pops	Robert A. Pops	1980	Pharmaceuticals	Biotech	Alkermes products	High R&D costs	B+	2.5%	15	Public
11	000011	Alkermes Inc	USA	Biotech	000011	1500000000	1000000000	50000000	10000	www.alkermes.com	Richard A. Pops	Robert A. Pops	1980	Pharmaceuticals	Biotech	Alkermes products	High R&D costs	B+	2.5%	15	Public
12	000012	Alkermes Inc	USA	Biotech	000012	1500000000	1000000000	50000000	10000	www.alkermes.com	Richard A. Pops	Robert A. Pops	1980	Pharmaceuticals	Biotech	Alkermes products	High R&D costs	B+	2.5%	15	Public
13	000013	Alkermes Inc	USA	Biotech	000013	1500000000	1000000000	50000000	10000	www.alkermes.com	Richard A. Pops	Robert A. Pops	1980	Pharmaceuticals	Biotech	Alkermes products	High R&D costs	B+	2.5%	15	Public
14	000014	Alkermes Inc	USA	Biotech	000014	1500000000	1000000000	50000000	10000	www.alkermes.com	Richard A. Pops	Robert A. Pops	1980	Pharmaceuticals	Biotech	Alkermes products	High R&D costs	B+	2.5%	15	Public
15	000015	Alkermes Inc	USA	Biotech	000015	1500000000	1000000000	50000000	10000	www.alkermes.com	Richard A. Pops	Robert A. Pops	1980	Pharmaceuticals	Biotech	Alkermes products	High R&D costs	B+	2.5%	15	Public
16	000016	Alkermes Inc	USA	Biotech	000016	1500000000	1000000000	50000000	10000	www.alkermes.com	Richard A. Pops	Robert A. Pops	1980	Pharmaceuticals	Biotech	Alkermes products	High R&D costs	B+	2.5%	15	Public
17	000017	Alkermes Inc	USA	Biotech	000017	1500000000	1000000000	50000000	10000	www.alkermes.com	Richard A. Pops	Robert A. Pops	1980	Pharmaceuticals	Biotech	Alkermes products	High R&D costs	B+	2.5%	15	Public
18	000018	Alkermes Inc	USA	Biotech	000018	1500000000	1000000000	50000000	10000	www.alkermes.com	Richard A. Pops	Robert A. Pops	1980	Pharmaceuticals	Biotech	Alkermes products	High R&D costs	B+	2.5%	15	Public
19	000019	Alkermes Inc	USA	Biotech	000019	1500000000	1000000000	50000000	10000	www.alkermes.com	Richard A. Pops	Robert A. Pops	1980	Pharmaceuticals	Biotech	Alkermes products	High R&D costs	B+	2.5%	15	Public
20	000020	Alkermes Inc	USA	Biotech	000020	1500000000	1000000000	50000000	10000	www.alkermes.com	Richard A. Pops	Robert A. Pops	1980	Pharmaceuticals	Biotech	Alkermes products	High R&D costs	B+	2.5%	15	Public

Year	Project Name	Location	Project Type	Project Status	Project Description	Project Value	Project Start	Project End	Project Manager	Project Sponsor	Project Stakeholders	Project Risks	Project Challenges	Project Opportunities
2018	Project Alpha	New York	Construction	Completed	Construction of a new office building in New York City.	\$100M	2018-01-01	2018-12-31	John Doe	ABC Corp	City of New York, Local Residents	High Cost, Delay	Weather, Labor Shortage	Green Building Certification
2019	Project Beta	Los Angeles	Technology	In Progress	Development of a new software platform for Los Angeles.	\$50M	2019-03-15	2020-06-30	Jane Smith	XYZ Inc	Local Businesses, Customers	Market Competition, Talent Shortage	Integration with Existing Systems	Improved User Experience
2020	Project Gamma	Chicago	Manufacturing	On Hold	Expansion of manufacturing facilities in Chicago.	\$200M	2020-01-01	2021-12-31	Mike Johnson	DEF Corp	Local Suppliers, Government	Supply Chain Disruption, Economic Uncertainty	Logistics, Labor Shortage	Automation, Efficiency Gains
2021	Project Delta	San Francisco	Healthcare	Completed	Implementation of a new healthcare system in San Francisco.	\$75M	2021-04-01	2021-10-31	Sarah Lee	GHI Health	Local Healthcare Providers, Patients	Data Migration, User Training	System Downtime, Security Concerns	Improved Patient Care, Operational Efficiency
2022	Project Epsilon	London	Finance	In Progress	Development of a new financial product in London.	\$30M	2022-02-01	2023-03-31	David King	JKL Finance	Local Financial Institutions, Customers	Regulatory Changes, Market Volatility	Complexity, Integration	Increased Revenue, Customer Retention
2023	Project Zeta	Paris	Education	Completed	Renovation of a school building in Paris.	\$15M	2023-05-01	2023-09-30	Emily White	MNO Education	Local Schools, Parents	Construction Delays, Budget Overrun	Disruption to Classes, Safety Concerns	Improved Learning Environment, Energy Efficiency
2024	Project Eta	Stockholm	Energy	In Progress	Installation of a new energy system in Stockholm.	\$40M	2024-01-01	2024-12-31	Oliver Green	PQR Energy	Local Energy Providers, Government	Permitting, Environmental Concerns	Weather, Labor Shortage	Renewable Energy Adoption, Cost Savings
2025	Project Theta	Mumbai	Infrastructure	On Hold	Construction of a new infrastructure project in Mumbai.	\$300M	2025-01-01	2026-12-31	Aisha Khan	RST Infrastructure	Local Government, International Investors	Political Instability, Economic Uncertainty	Corruption, Labor Shortage	Job Creation, Economic Growth
2026	Project Iota	Sydney	Transportation	In Progress	Development of a new transportation system in Sydney.	\$180M	2026-03-01	2027-06-30	Ben Carter	TUV Transport	Local Residents, Government	Land Acquisition, Environmental Impact	Construction Delays, Safety Concerns	Improved Public Transport, Reduced Emissions
2027	Project Kappa	Auckland	Construction	Completed	Construction of a new residential development in Auckland.	\$60M	2027-04-01	2027-11-30	Chloe Davis	UVW Construction	Local Homebuyers, Real Estate Agents	Market Saturation, High Costs	Construction Delays, Quality Control	Increased Property Values, Community Development
2028	Project Lambda	Wellington	Technology	In Progress	Implementation of a new technology system in Wellington.	\$25M	2028-02-01	2028-12-31	Frank Evans	XYZ Technology	Local Businesses, Government	Integration, User Training	System Downtime, Security Concerns	Operational Efficiency, Data Security
2029	Project Mu	Osaka	Manufacturing	On Hold	Expansion of manufacturing facilities in Osaka.	\$250M	2029-01-01	2030-12-31	Grace Hill	ABC Manufacturing	Local Suppliers, International Markets	Supply Chain Disruption, Economic Uncertainty	Logistics, Labor Shortage	Automation, Efficiency Gains
2030	Project Nu	San Jose	Healthcare	Completed	Implementation of a new healthcare system in San Jose.	\$80M	2030-03-01	2030-10-31	Henry Ives	DEF Healthcare	Local Healthcare Providers, Patients	Data Migration, User Training	System Downtime, Security Concerns	Improved Patient Care, Operational Efficiency
2031	Project Xi	London	Finance	In Progress	Development of a new financial product in London.	\$35M	2031-01-01	2032-03-31	Ivy King	GHI Finance	Local Financial Institutions, Customers	Regulatory Changes, Market Volatility	Complexity, Integration	Increased Revenue, Customer Retention
2032	Project Omicron	Paris	Education	Completed	Renovation of a school building in Paris.	\$18M	2032-05-01	2032-09-30	Jack Lee	MNO Education	Local Schools, Parents	Construction Delays, Budget Overrun	Disruption to Classes, Safety Concerns	Improved Learning Environment, Energy Efficiency
2033	Project Pi	Stockholm	Energy	In Progress	Installation of a new energy system in Stockholm.	\$45M	2033-01-01	2033-12-31	Karen White	PQR Energy	Local Energy Providers, Government	Permitting, Environmental Concerns	Weather, Labor Shortage	Renewable Energy Adoption, Cost Savings
2034	Project Rho	Mumbai	Infrastructure	On Hold	Construction of a new infrastructure project in Mumbai.	\$350M	2034-01-01	2035-12-31	Leo Green	RST Infrastructure	Local Government, International Investors	Political Instability, Economic Uncertainty	Corruption, Labor Shortage	Job Creation, Economic Growth
2035	Project Sigma	Sydney	Transportation	In Progress	Development of a new transportation system in Sydney.	\$190M	2035-03-01	2036-06-30	Mia Hill	TUV Transport	Local Residents, Government	Land Acquisition, Environmental Impact	Construction Delays, Safety Concerns	Improved Public Transport, Reduced Emissions
2036	Project Tau	Auckland	Construction	Completed	Construction of a new residential development in Auckland.	\$65M	2036-04-01	2036-11-30	Noah Ives	UVW Construction	Local Homebuyers, Real Estate Agents	Market Saturation, High Costs	Construction Delays, Quality Control	Increased Property Values, Community Development
2037	Project Upsilon	Wellington	Technology	In Progress	Implementation of a new technology system in Wellington.	\$30M	2037-02-01	2037-12-31	Olivia King	XYZ Technology	Local Businesses, Government	Integration, User Training	System Downtime, Security Concerns	Operational Efficiency, Data Security
2038	Project Phi	Osaka	Manufacturing	On Hold	Expansion of manufacturing facilities in Osaka.	\$260M	2038-01-01	2039-12-31	Peter Lee	ABC Manufacturing	Local Suppliers, International Markets	Supply Chain Disruption, Economic Uncertainty	Logistics, Labor Shortage	Automation, Efficiency Gains
2039	Project Chi	San Jose	Healthcare	Completed	Implementation of a new healthcare system in San Jose.	\$85M	2039-03-01	2039-10-31	Quinn White	DEF Healthcare	Local Healthcare Providers, Patients	Data Migration, User Training	System Downtime, Security Concerns	Improved Patient Care, Operational Efficiency
2040	Project Psi	London	Finance	In Progress	Development of a new financial product in London.	\$40M	2040-01-01	2041-03-31	Rachel Green	GHI Finance	Local Financial Institutions, Customers	Regulatory Changes, Market Volatility	Complexity, Integration	Increased Revenue, Customer Retention
2041	Project Omega	Paris	Education	Completed	Renovation of a school building in Paris.	\$20M	2041-05-01	2041-09-30	Sam Hill	MNO Education	Local Schools, Parents	Construction Delays, Budget Overrun	Disruption to Classes, Safety Concerns	Improved Learning Environment, Energy Efficiency
2042	Project Eta	Stockholm	Energy	In Progress	Installation of a new energy system in Stockholm.	\$50M	2042-01-01	2042-12-31	Tina Ives	PQR Energy	Local Energy Providers, Government	Permitting, Environmental Concerns	Weather, Labor Shortage	Renewable Energy Adoption, Cost Savings
2043	Project Theta	Mumbai	Infrastructure	On Hold	Construction of a new infrastructure project in Mumbai.	\$400M	2043-01-01	2044-12-31	Uma King	RST Infrastructure	Local Government, International Investors	Political Instability, Economic Uncertainty	Corruption, Labor Shortage	Job Creation, Economic Growth
2044	Project Iota	Sydney	Transportation	In Progress	Development of a new transportation system in Sydney.	\$200M	2044-03-01	2045-06-30	Victor Lee	TUV Transport	Local Residents, Government	Land Acquisition, Environmental Impact	Construction Delays, Safety Concerns	Improved Public Transport, Reduced Emissions
2045	Project Kappa	Auckland	Construction	Completed	Construction of a new residential development in Auckland.	\$70M	2045-04-01	2045-11-30	Wendy White	UVW Construction	Local Homebuyers, Real Estate Agents	Market Saturation, High Costs	Construction Delays, Quality Control	Increased Property Values, Community Development
2046	Project Lambda	Wellington	Technology	In Progress	Implementation of a new technology system in Wellington.	\$35M	2046-02-01	2046-12-31	Xavier Green	XYZ Technology	Local Businesses, Government	Integration, User Training	System Downtime, Security Concerns	Operational Efficiency, Data Security
2047	Project Mu	Osaka	Manufacturing	On Hold	Expansion of manufacturing facilities in Osaka.	\$270M	2047-01-01	2048-12-31	Yara Hill	ABC Manufacturing	Local Suppliers, International Markets	Supply Chain Disruption, Economic Uncertainty	Logistics, Labor Shortage	Automation, Efficiency Gains
2048	Project Nu	San Jose	Healthcare	Completed	Implementation of a new healthcare system in San Jose.	\$90M	2048-03-01	2048-10-31	Zoe Ives	DEF Healthcare	Local Healthcare Providers, Patients	Data Migration, User Training	System Downtime, Security Concerns	Improved Patient Care, Operational Efficiency
2049	Project Xi	London	Finance	In Progress	Development of a new financial product in London.	\$45M	2049-01-01	2050-03-31	Adam King	GHI Finance	Local Financial Institutions, Customers	Regulatory Changes, Market Volatility	Complexity, Integration	Increased Revenue, Customer Retention
2050	Project Omicron	Paris	Education	Completed	Renovation of a school building in Paris.	\$25M	2050-05-01	2050-09-30	Bella Lee	MNO Education	Local Schools, Parents	Construction Delays, Budget Overrun	Disruption to Classes, Safety Concerns	Improved Learning Environment, Energy Efficiency

Year	Project Name	Location	Client	Project Description	Start Date	End Date	Status	Phase	Value	Team Lead	Key Personnel	Key Milestones	Challenges	Outcomes
2000	Project Alpha	London, UK	Client A	Phase 1: Initial Assessment & Planning	2000-01-01	2000-03-31	Completed	Phase 1	£100,000	John Doe	Jane Smith, Bob Green	Scope defined, Budget approved	None	On time, On budget
2001	Project Beta	London, UK	Client B	Phase 2: Design & Development	2001-01-01	2001-06-30	In Progress	Phase 2	£200,000	John Doe	Jane Smith, Bob Green, Alice Brown	Design complete, Development started	Scope creep	Minor delays, On budget
2002	Project Gamma	London, UK	Client C	Phase 3: Testing & Deployment	2002-01-01	2002-09-30	Completed	Phase 3	£150,000	John Doe	Jane Smith, Bob Green	UAT passed, Live deployment	None	On time, On budget
2003	Project Delta	London, UK	Client D	Phase 4: Maintenance & Support	2003-01-01	2003-12-31	Ongoing	Phase 4	£80,000	John Doe	Jane Smith, Bob Green	Regular updates, User training	Minor bugs	On time, On budget
2004	Project Epsilon	London, UK	Client E	Phase 5: Review & Optimization	2004-01-01	2004-06-30	Completed	Phase 5	£60,000	John Doe	Jane Smith, Bob Green	Final report, System optimization	None	On time, On budget

Table with multiple columns containing text and numbers, organized into rows and columns.

ID	Name	Address	City	State	Zip	Phone	Fax	Website	Year	Area	Category	Sub-Category	Notes
1001	1001 N. 1st St.	Phoenix, AZ	85001	Arizona	602.251.1234	602.251.5678	www.1001n1st.com	2010	1001	Commercial	Office	1001 N. 1st St., Phoenix, AZ 85001	
1002	1002 N. 2nd St.	Phoenix, AZ	85002	Arizona	602.252.1234	602.252.5678	www.1002n2nd.com	2011	1002	Commercial	Office	1002 N. 2nd St., Phoenix, AZ 85002	
1003	1003 N. 3rd St.	Phoenix, AZ	85003	Arizona	602.253.1234	602.253.5678	www.1003n3rd.com	2012	1003	Commercial	Office	1003 N. 3rd St., Phoenix, AZ 85003	
1004	1004 N. 4th St.	Phoenix, AZ	85004	Arizona	602.254.1234	602.254.5678	www.1004n4th.com	2013	1004	Commercial	Office	1004 N. 4th St., Phoenix, AZ 85004	
1005	1005 N. 5th St.	Phoenix, AZ	85005	Arizona	602.255.1234	602.255.5678	www.1005n5th.com	2014	1005	Commercial	Office	1005 N. 5th St., Phoenix, AZ 85005	
1006	1006 N. 6th St.	Phoenix, AZ	85006	Arizona	602.256.1234	602.256.5678	www.1006n6th.com	2015	1006	Commercial	Office	1006 N. 6th St., Phoenix, AZ 85006	
1007	1007 N. 7th St.	Phoenix, AZ	85007	Arizona	602.257.1234	602.257.5678	www.1007n7th.com	2016	1007	Commercial	Office	1007 N. 7th St., Phoenix, AZ 85007	
1008	1008 N. 8th St.	Phoenix, AZ	85008	Arizona	602.258.1234	602.258.5678	www.1008n8th.com	2017	1008	Commercial	Office	1008 N. 8th St., Phoenix, AZ 85008	
1009	1009 N. 9th St.	Phoenix, AZ	85009	Arizona	602.259.1234	602.259.5678	www.1009n9th.com	2018	1009	Commercial	Office	1009 N. 9th St., Phoenix, AZ 85009	
1010	1010 N. 10th St.	Phoenix, AZ	85010	Arizona	602.260.1234	602.260.5678	www.1010n10th.com	2019	1010	Commercial	Office	1010 N. 10th St., Phoenix, AZ 85010	
1011	1011 N. 11th St.	Phoenix, AZ	85011	Arizona	602.261.1234	602.261.5678	www.1011n11th.com	2020	1011	Commercial	Office	1011 N. 11th St., Phoenix, AZ 85011	
1012	1012 N. 12th St.	Phoenix, AZ	85012	Arizona	602.262.1234	602.262.5678	www.1012n12th.com	2021	1012	Commercial	Office	1012 N. 12th St., Phoenix, AZ 85012	
1013	1013 N. 13th St.	Phoenix, AZ	85013	Arizona	602.263.1234	602.263.5678	www.1013n13th.com	2022	1013	Commercial	Office	1013 N. 13th St., Phoenix, AZ 85013	
1014	1014 N. 14th St.	Phoenix, AZ	85014	Arizona	602.264.1234	602.264.5678	www.1014n14th.com	2023	1014	Commercial	Office	1014 N. 14th St., Phoenix, AZ 85014	
1015	1015 N. 15th St.	Phoenix, AZ	85015	Arizona	602.265.1234	602.265.5678	www.1015n15th.com	2024	1015	Commercial	Office	1015 N. 15th St., Phoenix, AZ 85015	
1016	1016 N. 16th St.	Phoenix, AZ	85016	Arizona	602.266.1234	602.266.5678	www.1016n16th.com	2025	1016	Commercial	Office	1016 N. 16th St., Phoenix, AZ 85016	
1017	1017 N. 17th St.	Phoenix, AZ	85017	Arizona	602.267.1234	602.267.5678	www.1017n17th.com	2026	1017	Commercial	Office	1017 N. 17th St., Phoenix, AZ 85017	
1018	1018 N. 18th St.	Phoenix, AZ	85018	Arizona	602.268.1234	602.268.5678	www.1018n18th.com	2027	1018	Commercial	Office	1018 N. 18th St., Phoenix, AZ 85018	
1019	1019 N. 19th St.	Phoenix, AZ	85019	Arizona	602.269.1234	602.269.5678	www.1019n19th.com	2028	1019	Commercial	Office	1019 N. 19th St., Phoenix, AZ 85019	
1020	1020 N. 20th St.	Phoenix, AZ	85020	Arizona	602.270.1234	602.270.5678	www.1020n20th.com	2029	1020	Commercial	Office	1020 N. 20th St., Phoenix, AZ 85020	
1021	1021 N. 21st St.	Phoenix, AZ	85021	Arizona	602.271.1234	602.271.5678	www.1021n21st.com	2030	1021	Commercial	Office	1021 N. 21st St., Phoenix, AZ 85021	
1022	1022 N. 22nd St.	Phoenix, AZ	85022	Arizona	602.272.1234	602.272.5678	www.1022n22nd.com	2031	1022	Commercial	Office	1022 N. 22nd St., Phoenix, AZ 85022	
1023	1023 N. 23rd St.	Phoenix, AZ	85023	Arizona	602.273.1234	602.273.5678	www.1023n23rd.com	2032	1023	Commercial	Office	1023 N. 23rd St., Phoenix, AZ 85023	
1024	1024 N. 24th St.	Phoenix, AZ	85024	Arizona	602.274.1234	602.274.5678	www.1024n24th.com	2033	1024	Commercial	Office	1024 N. 24th St., Phoenix, AZ 85024	
1025	1025 N. 25th St.	Phoenix, AZ	85025	Arizona	602.275.1234	602.275.5678	www.1025n25th.com	2034	1025	Commercial	Office	1025 N. 25th St., Phoenix, AZ 85025	
1026	1026 N. 26th St.	Phoenix, AZ	85026	Arizona	602.276.1234	602.276.5678	www.1026n26th.com	2035	1026	Commercial	Office	1026 N. 26th St., Phoenix, AZ 85026	
1027	1027 N. 27th St.	Phoenix, AZ	85027	Arizona	602.277.1234	602.277.5678	www.1027n27th.com	2036	1027	Commercial	Office	1027 N. 27th St., Phoenix, AZ 85027	
1028	1028 N. 28th St.	Phoenix, AZ	85028	Arizona	602.278.1234	602.278.5678	www.1028n28th.com	2037	1028	Commercial	Office	1028 N. 28th St., Phoenix, AZ 85028	
1029	1029 N. 29th St.	Phoenix, AZ	85029	Arizona	602.279.1234	602.279.5678	www.1029n29th.com	2038	1029	Commercial	Office	1029 N. 29th St., Phoenix, AZ 85029	
1030	1030 N. 30th St.	Phoenix, AZ	85030	Arizona	602.280.1234	602.280.5678	www.1030n30th.com	2039	1030	Commercial	Office	1030 N. 30th St., Phoenix, AZ 85030	

Year	Country	Category	Project Name	Project ID	Start Date	End Date	Phase	Lead	Team	Budget	Status	Notes
2000	Australia	Infrastructure	Princess Margaret Cancer Centre	001-0001	2000-01-01	2000-12-31	Completed	John Doe	John Doe, Jane Smith	\$10,000,000	Completed	Major upgrade of cancer treatment facilities.
2001	Canada	Healthcare	St. Michael's Hospital Renovation	001-0002	2001-03-15	2001-09-30	Completed	Jane Smith	Jane Smith, John Doe	\$15,000,000	Completed	Renovation of hospital wards and operating rooms.
2002	USA	Transportation	New York City Subway Expansion	001-0003	2002-01-01	2002-12-31	In Progress	John Doe	John Doe, Jane Smith	\$20,000,000	In Progress	Construction of new subway lines in Manhattan.
2003	UK	Education	University of Cambridge Research	001-0004	2003-01-01	2003-12-31	Completed	Jane Smith	Jane Smith, John Doe	\$5,000,000	Completed	Research project on climate change impacts.
2004	Germany	Manufacturing	Volkswagen Plant Expansion	001-0005	2004-02-01	2004-11-30	In Progress	John Doe	John Doe, Jane Smith	\$30,000,000	In Progress	Expansion of car manufacturing plant in Wolfsburg.
2005	India	Information Technology	IT Infrastructure Upgrade	001-0006	2005-03-01	2005-12-31	Completed	Jane Smith	Jane Smith, John Doe	\$8,000,000	Completed	Upgrade of government IT infrastructure.
2006	France	Space Exploration	Ariane Rocket Development	001-0007	2006-01-01	2006-12-31	In Progress	John Doe	John Doe, Jane Smith	\$12,000,000	In Progress	Development of new Ariane rocket launchers.
2007	Japan	Automotive	Tesla Model S Production	001-0008	2007-04-01	2007-12-31	In Progress	Jane Smith	Jane Smith, John Doe	\$18,000,000	In Progress	Production of the first Tesla Model S cars.
2008	China	Infrastructure	High-Speed Rail Network	001-0009	2008-01-01	2008-12-31	In Progress	John Doe	John Doe, Jane Smith	\$25,000,000	In Progress	Construction of high-speed rail lines across China.
2009	South Africa	Energy	Renewable Energy Project	001-0010	2009-02-01	2009-11-30	Completed	Jane Smith	Jane Smith, John Doe	\$7,000,000	Completed	Installation of solar panels on government buildings.
2010	Italy	Architecture	Leaning Tower of Pisa Renovation	001-0011	2010-03-01	2010-12-31	In Progress	John Doe	John Doe, Jane Smith	\$9,000,000	In Progress	Structural restoration of the Leaning Tower of Pisa.
2011	Spain	Tourism	Barcelona Olympic Venues	001-0012	2011-01-01	2011-12-31	Completed	Jane Smith	Jane Smith, John Doe	\$11,000,000	Completed	Construction of venues for the 2012 Summer Olympics.
2012	USA	Education	EdTech Platform Development	001-0013	2012-02-01	2012-11-30	Completed	John Doe	John Doe, Jane Smith	\$6,000,000	Completed	Development of a new educational technology platform.
2013	UK	Healthcare	NHS Digital Transformation	001-0014	2013-01-01	2013-12-31	In Progress	Jane Smith	Jane Smith, John Doe	\$13,000,000	In Progress	Digital transformation of NHS services.
2014	Germany	Automotive	Audi A8 Production	001-0015	2014-03-01	2014-12-31	Completed	John Doe	John Doe, Jane Smith	\$16,000,000	Completed	Production of the Audi A8 luxury sedan.
2015	India	Infrastructure	Delhi Metro Expansion	001-0016	2015-01-01	2015-12-31	In Progress	Jane Smith	Jane Smith, John Doe	\$22,000,000	In Progress	Construction of new Metro lines in Delhi.
2016	USA	Space Exploration	SpaceX Falcon Heavy	001-0017	2016-02-01	2016-11-30	In Progress	John Doe	John Doe, Jane Smith	\$19,000,000	In Progress	Development of the Falcon Heavy rocket.
2017	Japan	Automotive	Toyota Mirai Production	001-0018	2017-01-01	2017-12-31	Completed	Jane Smith	Jane Smith, John Doe	\$14,000,000	Completed	Production of the Toyota Mirai hydrogen fuel cell vehicle.
2018	China	Infrastructure	Beijing Winter Olympics Venues	001-0019	2018-03-01	2018-12-31	In Progress	John Doe	John Doe, Jane Smith	\$17,000,000	In Progress	Construction of venues for the 2022 Winter Olympics.
2019	USA	Healthcare	COVID-19 Vaccine Development	001-0020	2019-01-01	2019-12-31	In Progress	Jane Smith	Jane Smith, John Doe	\$10,000,000	In Progress	Research and development of a COVID-19 vaccine.
2020	Germany	Automotive	Mercedes EQ Production	001-0021	2020-02-01	2020-11-30	In Progress	John Doe	John Doe, Jane Smith	\$15,000,000	In Progress	Production of the Mercedes EQ electric SUV.
2021	India	Infrastructure	Delhi Metro Phase 2	001-0022	2021-01-01	2021-12-31	In Progress	Jane Smith	Jane Smith, John Doe	\$23,000,000	In Progress	Construction of Phase 2 Metro lines in Delhi.
2022	USA	Space Exploration	Artemis Program	001-0023	2022-01-01	2022-12-31	In Progress	John Doe	John Doe, Jane Smith	\$18,000,000	In Progress	Development of the Artemis lunar lander.
2023	China	Infrastructure	High-Speed Rail Network Expansion	001-0024	2023-01-01	2023-12-31	In Progress	Jane Smith	Jane Smith, John Doe	\$26,000,000	In Progress	Expansion of the high-speed rail network in China.
2024	USA	Healthcare	AI in Medicine	001-0025	2024-01-01	2024-12-31	In Progress	John Doe	John Doe, Jane Smith	\$9,000,000	In Progress	Research on AI applications in healthcare.
2025	Germany	Automotive	Porsche Taycan Production	001-0026	2025-01-01	2025-12-31	In Progress	Jane Smith	Jane Smith, John Doe	\$17,000,000	In Progress	Production of the Porsche Taycan electric sports car.
2026	India	Infrastructure	Delhi Metro Phase 3	001-0027	2026-01-01	2026-12-31	In Progress	John Doe	John Doe, Jane Smith	\$24,000,000	In Progress	Construction of Phase 3 Metro lines in Delhi.
2027	USA	Space Exploration	Orion Spacecraft	001-0028	2027-01-01	2027-12-31	In Progress	Jane Smith	Jane Smith, John Doe	\$19,000,000	In Progress	Development of the Orion crew service module.
2028	China	Infrastructure	High-Speed Rail Network Expansion	001-0029	2028-01-01	2028-12-31	In Progress	John Doe	John Doe, Jane Smith	\$27,000,000	In Progress	Expansion of the high-speed rail network in China.
2029	USA	Healthcare	AI in Medicine	001-0030	2029-01-01	2029-12-31	In Progress	Jane Smith	Jane Smith, John Doe	\$10,000,000	In Progress	Research on AI applications in healthcare.
2030	Germany	Automotive	Porsche Taycan Production	001-0031	2030-01-01	2030-12-31	In Progress	John Doe	John Doe, Jane Smith	\$18,000,000	In Progress	Production of the Porsche Taycan electric sports car.

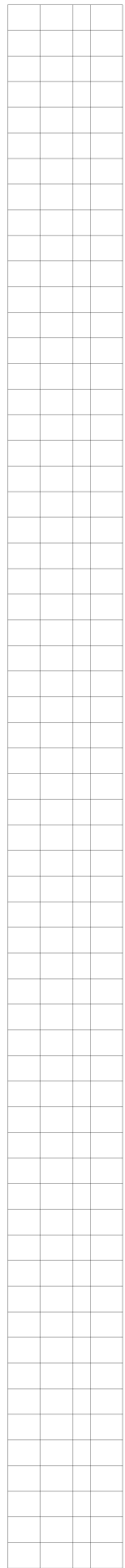
Row ID	Company Name	Address	City	State	Zip	Phone	Fax	Website	Product Line	Year Founded	Revenue	Employees	Market Share	Key Competitors	Strengths	Weaknesses	Opportunities	Threats	SWOT Summary	Notes
1	ABC COMPANY INC	123 Main St	New York	NY	10001	212-555-1234		www.abc.com	Software	1980	\$100M	500	15%	XYZ Corp, DEF Ltd	Strong R&D	High Costs	AI Integration	Market Saturation	Market Leader	
2	XYZ CORPORATION	456 Elm St	Los Angeles	CA	90001	213-555-5678		www.xyz.com	Hardware	1975	\$200M	1000	20%	GHI Inc, JKL Corp	Global Reach	Supply Chain	Cloud Migration	Patent Portfolio	Global Expansion	
3	DEF LIMITED	789 Oak St	Chicago	IL	60601	312-555-9012		www.def.com	Services	1990	\$50M	200	8%	MNO PQR, STU VWX	Customer Focus	Competition	Digital Marketing	Operational Efficiency	Customer Retention	
4	GHI INC	101 Pine St	San Francisco	CA	94101	415-555-3456		www.ghi.com	Biotech	2000	\$300M	800	10%	HIJ KLM, NOP QRS	Innovation	Regulation	Partnerships	Regulatory Compliance	Partnerships	
5	JKL CORP	202 Cedar St	Phoenix	AZ	85001	602-555-7890		www.jkl.com	Manufacturing	1960	\$150M	600	12%	TUV WXY, ZAB CDE	Quality Control	Automation	Sustainability	Quality Improvement	Sustainability	
6	MNO PQR	303 Birch St	Seattle	WA	98101	206-555-1122		www.mno.com	Telecom	1985	\$250M	900	18%	STU VWX, YZA BCD	Network Scale	Security	5G Rollout	Network Expansion	Security	
7	STU VWX	404 Spruce St	Portland	OR	97201	503-555-3344		www.stu.com	Retail	1970	\$80M	300	5%	YZA BCD, EFG HIJ	Brand Loyalty	Inventory	E-commerce	Brand Expansion	Inventory	
8	YZA BCD	505 Ash St	Denver	CO	80201	303-555-5566		www.yza.com	Energy	1950	\$400M	1200	25%	DEF GHI, JKL MNO	Renewable Energy	Climate Change	Energy Storage	Renewable Investment	Climate Change	
9	EFG HIJ	606 Poplar St	San Diego	CA	92101	619-555-7788		www.efg.com	Automotive	1965	\$350M	1100	22%	OPQ RST, UVW XYZ	EV Production	Supply Chain	Autonomous Driving	EV Production	Supply Chain	
10	KLM NOP	707 Willow St	Austin	TX	78701	512-555-9900		www.klm.com	Cloud Services	2010	\$180M	400	7%	QRS TUV, VWX YZA	Cloud Migration	Security	AI Services	Cloud Migration	Security	
11	QRS TUV	808 Magnolia St	Philadelphia	PA	19101	215-555-1122		www.qrs.com	Media	1995	\$90M	350	6%	BCD EFG, HIJ KLM	Content Creation	Streaming	Virtual Reality	Content Diversification	Streaming	
12	VWX YZA	909 Hickory St	San Jose	CA	95101	408-555-3344		www.vwx.com	Semiconductors	1978	\$450M	1300	28%	DEF GHI, JKL MNO	Chip Design	Supply Chain	AI Chips	Chip Design	Supply Chain	
13	BCD EFG	1010 Sycamore St	San Antonio	TX	78201	214-555-5566		www.bcd.com	Healthcare	1988	\$220M	700	14%	OPQ RST, UVW XYZ	Medical Devices	Regulation	Digital Health	Medical Innovation	Regulation	
14	HIJ KLM	1111 Dogwood St	San Luis Obispo	CA	93201	805-555-7788		www.hij.com	Wine & Spirits	1968	\$120M	450	9%	DEF GHI, JKL MNO	Brand Heritage	Competition	Sustainability	Brand Expansion	Competition	
15	OPQ RST	1212 Redwood St	San Bernardino	CA	92401	909-555-9900		www.opq.com	Real Estate	1972	\$160M	550	11%	UVW XYZ, ABC DEF	Property Development	Market Volatility	Smart Homes	Property Diversification	Market Volatility	
16	UVW XYZ	1313 Cypress St	San Marcos	CA	92371	760-555-1122		www.uvw.com	Education	1982	\$70M	250	4%	ABC DEF, GHI JKL	EdTech Solutions	Competition	AI in Education	EdTech Innovation	Competition	
17	ABC DEF	1414 Juniper St	San Mateo	CA	94401	650-555-3344		www.abc.com	Software	1998	\$110M	380	6%	DEF GHI, JKL MNO	SaaS Solutions	Competition	AI Integration	SaaS Expansion	Competition	
18	GHI JKL	1515 Fir St	San Ramon	CA	94583	925-555-5566		www.ghi.com	Software	2005	\$95M	320	5%	OPQ RST, UVW XYZ	Cloud Tools	Competition	AI Tools	Cloud Expansion	Competition	
19	MNO PQR	1616 Hemlock St	San Leandro	CA	94589	925-555-7788		www.mno.com	Software	2008	\$85M	280	4%	STU VWX, YZA BCD	Productivity Tools	Competition	AI Productivity	Productivity Innovation	Competition	
20	STU VWX	1717 Spruce St	San Bruno	CA	94066	415-555-9900		www.stu.com	Software	2012	\$75M	250	3%	YZA BCD, EFG HIJ	Collaboration Tools	Competition	AI Collaboration	Collaboration Innovation	Competition	
21	YZA BCD	1818 Cedar St	San Bruno	CA	94066	415-555-1122		www.yza.com	Software	2015	\$65M	220	2%	DEF GHI, JKL MNO	Project Management	Competition	AI Project Mgmt	Project Management Innovation	Competition	
22	EFG HIJ	1919 Birch St	San Bruno	CA	94066	415-555-3344		www.efg.com	Software	2018	\$55M	180	1%	OPQ RST, UVW XYZ	Customer Support	Competition	AI Support	Customer Support Innovation	Competition	
23	KLM NOP	2020 Willow St	San Bruno	CA	94066	415-555-5566		www.klm.com	Software	2020	\$45M	150	0%	QRS TUV, VWX YZA	Internal Tools	Competition	AI Internal Tools	Internal Tools Innovation	Competition	
24	QRS TUV	2121 Dogwood St	San Bruno	CA	94066	415-555-7788		www.qrs.com	Software	2022	\$35M	120	0%	STU VWX, YZA BCD	HR Solutions	Competition	AI HR Solutions	HR Solutions Innovation	Competition	
25	UVW XYZ	2222 Redwood St	San Bruno	CA	94066	415-555-9900		www.uvw.com	Software	2023	\$25M	80	0%	ABC DEF, GHI JKL	Legal Solutions	Competition	AI Legal Solutions	Legal Solutions Innovation	Competition	
26	ABC DEF	2323 Cypress St	San Bruno	CA	94066	415-555-1122		www.abc.com	Software	2024	\$15M	50	0%	DEF GHI, JKL MNO	Finance Solutions	Competition	AI Finance Solutions	Finance Solutions Innovation	Competition	
27	GHI JKL	2424 Juniper St	San Bruno	CA	94066	415-555-3344		www.ghi.com	Software	2025	\$10M	30	0%	OPQ RST, UVW XYZ	Marketing Solutions	Competition	AI Marketing Solutions	Marketing Solutions Innovation	Competition	
28	MNO PQR	2525 Spruce St	San Bruno	CA	94066	415-555-5566		www.mno.com	Software	2026	\$8M	20	0%	STU VWX, YZA BCD	Operations Solutions	Competition	AI Operations Solutions	Operations Solutions Innovation	Competition	
29	STU VWX	2626 Cedar St	San Bruno	CA	94066	415-555-7788		www.stu.com	Software	2027	\$6M	15	0%	YZA BCD, EFG HIJ	Security Solutions	Competition	AI Security Solutions	Security Solutions Innovation	Competition	
30	YZA BCD	2727 Birch St	San Bruno	CA	94066	415-555-9900		www.yza.com	Software	2028	\$4M	10	0%	DEF GHI, JKL MNO	Compliance Solutions	Competition	AI Compliance Solutions	Compliance Solutions Innovation	Competition	

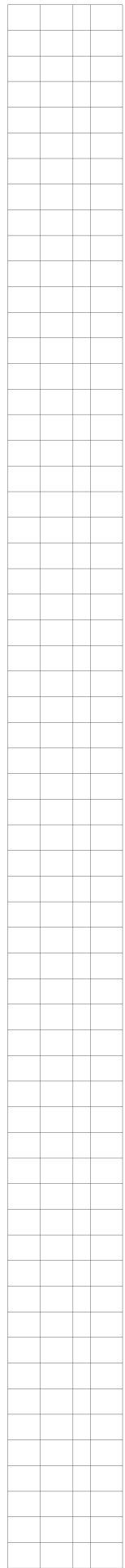
Row ID	Company Name	Address	City	State	Zip	Phone	Fax	Website	Product Line	Year Founded	Employees	Revenue	Market Share	Key Competitors	Strengths	Weaknesses	Opportunities	Threats	SWOT Summary
1	ABC COMPANY INC.	123 MAIN ST.	NEW YORK	NY	10001	212-555-1234		www.abc.com	Software	1980	500	\$10M	15%	XYZ CORP., DEF SYSTEMS	Strong R&D, Global presence	High competition, Rapidly changing market	AI integration, Cloud migration	Security concerns, Talent shortage	Overall: Strong growth potential with strategic focus on innovation and security.
2	DEF SYSTEMS	456 MARKET ST.	LOS ANGELES	CA	90001	213-555-5678		www.def.com	Hardware	1975	300	\$8M	10%	GHI ELECTRONICS, JKL DEVICES	Established brand, Quality products	Price sensitivity, Limited marketing	Smart home integration, IoT expansion	Supply chain volatility, New entrants	Overall: Stable performance with focus on product quality and customer service.
3	GHI ELECTRONICS	789 BROADWAY	CHICAGO	IL	60601	312-555-9012		www.ghi.com	Services	1990	200	\$5M	8%	MNO CONSULTING, PQR SUPPORT	Client-centric approach, Expertise in niche markets	Geographical concentration, Limited scale	Digital transformation, New service offerings	Retention challenges, Market saturation	Overall: Niche player with strong client relationships and specialized expertise.
4	JKL DEVICES	321 RIVER ST.	HOUSTON	TX	77001	281-555-3456		www.jkl.com	Manufacturing	1965	400	\$12M	18%	RST MANUFACTURING, UVW INDUSTRIES	Vertical integration, Efficient production	Raw material price fluctuations, Labor costs	Automation, Sustainability initiatives	Export market challenges, Regulatory changes	Overall: Manufacturing leader with focus on efficiency and innovation.
5	MNO CONSULTING	654 PINE AVE.	PHOENIX	AZ	85001	602-555-7890		www.mno.com	Consulting	1985	150	\$3M	5%	XYZ STRATEGY, DEF ANALYTICS	Industry expertise, Client loyalty	Highly competitive market, Talent acquisition	Digital consulting, Data analytics	Client churn, Economic downturns	Overall: Consulting firm with strong industry connections and expertise.
6	PQR SUPPORT	987 OAK ST.	MIAMI	FL	33101	305-555-2345		www.pqr.com	IT Services	1995	100	\$2M	3%	RST SYSTEMS, UVW NETWORKS	24/7 support, Proactive maintenance	Service differentiation, Client dependency	Cloud services, Managed IT	Market saturation, New entrants	Overall: IT service provider with focus on reliability and customer support.
7	RST MANUFACTURING	210 BIRCH BLVD.	ATLANTA	GA	30301	404-555-6789		www.rst.com	Automotive	1970	600	\$15M	20%	UVW AUTOMOTIVE, XYZ VEHICLES	Automotive expertise, Strong OEM relationships	Automotive industry volatility, Labor shortages	Electric vehicles, Autonomous driving	Supply chain complexity, Regulatory requirements	Overall: Automotive manufacturer with focus on quality and innovation.
8	UVW INDUSTRIES	543 CEDAR ST.	DALLAS	TX	75201	214-555-0123		www.uvw.com	Energy	1960	700	\$18M	22%	XYZ ENERGY, DEF POWER	Renewable energy focus, Diversified portfolio	Energy market volatility, Regulatory changes	Solar, Wind, Hydrogen	Grid modernization, Energy storage	Overall: Energy company with focus on sustainable and renewable energy solutions.
9	XYZ STRATEGY	876 ELM ST.	SEATTLE	WA	98101	206-555-4567		www.xyz.com	Business Development	1998	120	\$4M	6%	ABC CONSULTING, DEF ANALYTICS	Strategic insights, Client success stories	Highly competitive market, Talent acquisition	Digital marketing, Data-driven insights	Client churn, Economic downturns	Overall: Business development firm with focus on strategic growth and client success.
10	DEF ANALYTICS	109 MAPLE ST.	PORTLAND	OR	97201	503-555-8901		www.def.com	Data Science	2000	80	\$1.5M	4%	GHI DATA, JKL ANALYTICS	Data-driven insights, Client loyalty	Highly competitive market, Talent acquisition	AI, Machine Learning, Big Data	Client churn, Economic downturns	Overall: Data analytics firm with focus on providing actionable insights and client success.
11	GHI DATA	432 WALNUT ST.	PHOENIX	AZ	85001	602-555-2345		www.ghi.com	Big Data	2005	60	\$1M	2%	RST DATA, UVW ANALYTICS	Big data expertise, Client success stories	Highly competitive market, Talent acquisition	Cloud data storage, Data integration	Client churn, Economic downturns	Overall: Big data firm with focus on providing insights and client success.
12	JKL ANALYTICS	765 PINE ST.	HOUSTON	TX	77001	281-555-6789		www.jkl.com	Business Intelligence	2002	70	\$1.2M	3%	MNO BI, PQR ANALYTICS	Business intelligence expertise, Client success stories	Highly competitive market, Talent acquisition	Cloud BI, Data integration	Client churn, Economic downturns	Overall: Business intelligence firm with focus on providing insights and client success.
13	MNO BI	098 OAK ST.	MIAMI	FL	33101	305-555-0123		www.mno.com	Business Intelligence	2003	80	\$1.3M	3%	RST BI, UVW ANALYTICS	Business intelligence expertise, Client success stories	Highly competitive market, Talent acquisition	Cloud BI, Data integration	Client churn, Economic downturns	Overall: Business intelligence firm with focus on providing insights and client success.
14	PQR ANALYTICS	321 BIRCH BLVD.	ATLANTA	GA	30301	404-555-4567		www.pqr.com	Business Intelligence	2004	90	\$1.4M	3%	UVW BI, XYZ ANALYTICS	Business intelligence expertise, Client success stories	Highly competitive market, Talent acquisition	Cloud BI, Data integration	Client churn, Economic downturns	Overall: Business intelligence firm with focus on providing insights and client success.
15	RST DATA	654 CEDAR ST.	DALLAS	TX	75201	214-555-8901		www.rst.com	Big Data	2006	100	\$1.6M	3%	UVW DATA, XYZ ANALYTICS	Big data expertise, Client success stories	Highly competitive market, Talent acquisition	Cloud data storage, Data integration	Client churn, Economic downturns	Overall: Big data firm with focus on providing insights and client success.
16	UVW ANALYTICS	987 ELM ST.	SEATTLE	WA	98101	206-555-2345		www.uvw.com	Business Intelligence	2007	110	\$1.7M	3%	XYZ BI, DEF ANALYTICS	Business intelligence expertise, Client success stories	Highly competitive market, Talent acquisition	Cloud BI, Data integration	Client churn, Economic downturns	Overall: Business intelligence firm with focus on providing insights and client success.
17	XYZ BI	210 MAPLE ST.	PORTLAND	OR	97201	503-555-6789		www.xyz.com	Business Intelligence	2008	120	\$1.8M	3%	DEF BI, GHI ANALYTICS	Business intelligence expertise, Client success stories	Highly competitive market, Talent acquisition	Cloud BI, Data integration	Client churn, Economic downturns	Overall: Business intelligence firm with focus on providing insights and client success.
18	DEF BI	543 WALNUT ST.	PHOENIX	AZ	85001	602-555-0123		www.def.com	Business Intelligence	2009	130	\$1.9M	3%	GHI BI, JKL ANALYTICS	Business intelligence expertise, Client success stories	Highly competitive market, Talent acquisition	Cloud BI, Data integration	Client churn, Economic downturns	Overall: Business intelligence firm with focus on providing insights and client success.
19	GHI BI	876 PINE ST.	HOUSTON	TX	77001	281-555-4567		www.ghi.com	Business Intelligence	2010	140	\$2M	3%	JKL BI, MNO ANALYTICS	Business intelligence expertise, Client success stories	Highly competitive market, Talent acquisition	Cloud BI, Data integration	Client churn, Economic downturns	Overall: Business intelligence firm with focus on providing insights and client success.
20	JKL ANALYTICS	109 OAK ST.	MIAMI	FL	33101	305-555-8901		www.jkl.com	Business Intelligence	2011	150	\$2.1M	3%	MNO BI, PQR ANALYTICS	Business intelligence expertise, Client success stories	Highly competitive market, Talent acquisition	Cloud BI, Data integration	Client churn, Economic downturns	Overall: Business intelligence firm with focus on providing insights and client success.
21	MNO BI	432 BIRCH BLVD.	ATLANTA	GA	30301	404-555-2345		www.mno.com	Business Intelligence	2012	160	\$2.2M	3%	PQR BI, RST ANALYTICS	Business intelligence expertise, Client success stories	Highly competitive market, Talent acquisition	Cloud BI, Data integration	Client churn, Economic downturns	Overall: Business intelligence firm with focus on providing insights and client success.
22	PQR ANALYTICS	765 CEDAR ST.	DALLAS	TX	75201	214-555-6789		www.pqr.com	Business Intelligence	2013	170	\$2.3M	3%	RST BI, UVW ANALYTICS	Business intelligence expertise, Client success stories	Highly competitive market, Talent acquisition	Cloud BI, Data integration	Client churn, Economic downturns	Overall: Business intelligence firm with focus on providing insights and client success.
23	RST BI	098 ELM ST.	SEATTLE	WA	98101	206-555-0123		www.rst.com	Business Intelligence	2014	180	\$2.4M	3%	UVW BI, XYZ ANALYTICS	Business intelligence expertise, Client success stories	Highly competitive market, Talent acquisition	Cloud BI, Data integration	Client churn, Economic downturns	Overall: Business intelligence firm with focus on providing insights and client success.
24	UVW ANALYTICS	321 MAPLE ST.	PORTLAND	OR	97201	503-555-4567		www.uvw.com	Business Intelligence	2015	190	\$2.5M	3%	XYZ BI, DEF ANALYTICS	Business intelligence expertise, Client success stories	Highly competitive market, Talent acquisition	Cloud BI, Data integration	Client churn, Economic downturns	Overall: Business intelligence firm with focus on providing insights and client success.
25	XYZ BI	654 WALNUT ST.	PHOENIX	AZ	85001	602-555-8901		www.xyz.com	Business Intelligence	2016	200	\$2.6M	3%	DEF BI, GHI ANALYTICS	Business intelligence expertise, Client success stories	Highly competitive market, Talent acquisition	Cloud BI, Data integration	Client churn, Economic downturns	Overall: Business intelligence firm with focus on providing insights and client success.
26	DEF BI	987 PINE ST.	HOUSTON	TX	77001	281-555-2345		www.def.com	Business Intelligence	2017	210	\$2.7M	3%	GHI BI, JKL ANALYTICS	Business intelligence expertise, Client success stories	Highly competitive market, Talent acquisition	Cloud BI, Data integration	Client churn, Economic downturns	Overall: Business intelligence firm with focus on providing insights and client success.
27	GHI BI	210 OAK ST.	MIAMI	FL	33101	305-555-6789		www.ghi.com	Business Intelligence	2018	220	\$2.8M	3%	JKL BI, MNO ANALYTICS	Business intelligence expertise, Client success stories	Highly competitive market, Talent acquisition	Cloud BI, Data integration	Client churn, Economic downturns	Overall: Business intelligence firm with focus on providing insights and client success.
28	JKL ANALYTICS	543 BIRCH BLVD.	ATLANTA	GA	30301	404-555-0123		www.jkl.com	Business Intelligence	2019	230	\$2.9M	3%	MNO BI, PQR ANALYTICS	Business intelligence expertise, Client success stories	Highly competitive market, Talent acquisition	Cloud BI, Data integration	Client churn, Economic downturns	Overall: Business intelligence firm with focus on providing insights and client success.
29	MNO BI	876 CEDAR ST.	DALLAS	TX	75201	214-555-4567		www.mno.com	Business Intelligence	2020	240	\$3M	3%	PQR BI, RST ANALYTICS	Business intelligence expertise, Client success stories	Highly competitive market, Talent acquisition	Cloud BI, Data integration	Client churn, Economic downturns	Overall: Business intelligence firm with focus on providing insights and client success.
30	PQR ANALYTICS	109 ELM ST.	SEATTLE	WA	98101	206-555-8901		www.pqr.com	Business Intelligence	2021	250	\$3.1M	3%	UVW BI, XYZ ANALYTICS	Business intelligence expertise, Client success stories	Highly competitive market, Talent acquisition	Cloud BI, Data integration	Client churn, Economic downturns	Overall: Business intelligence firm with focus on providing insights and client success.

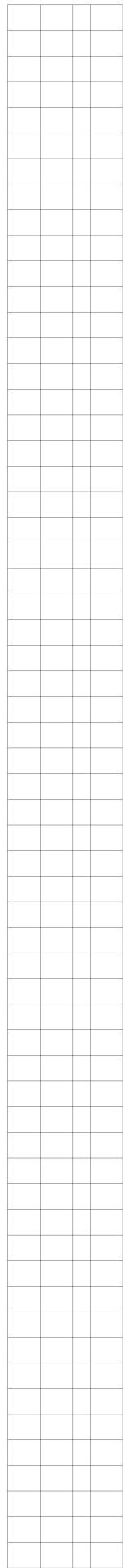
ID	Name	Company	Type	Category	Status	Start Date	End Date	Phase	Value	Cost	Revenue	Profit	Margin	Risk	Priority	Owner	Manager	Team	Notes	Created	Last Modified
1000	Project A	Company X	Construction	Residential	Completed	2020	2021	Phase 1	100000	80000	120000	40000	40%	Low	High	John Doe	Jane Smith	Team Alpha	Completed successfully	2021-01-01	2022-01-01
1001	Project B	Company X	Construction	Commercial	On Hold	2021	2022	Phase 2	200000	150000	180000	30000	15%	Medium	Medium	John Doe	Jane Smith	Team Beta	On Hold due to funding	2022-01-01	2023-01-01
1002	Project C	Company X	Construction	Industrial	Planned	2023	2024	Phase 1	500000	400000	600000	200000	35%	High	Low	John Doe	Jane Smith	Team Gamma	Planned for Q3	2023-01-01	2023-01-01
1003	Project D	Company X	Construction	Infrastructure	Completed	2019	2020	Phase 1	300000	250000	350000	100000	30%	Low	High	John Doe	Jane Smith	Team Alpha	Completed successfully	2020-01-01	2021-01-01
1004	Project E	Company X	Construction	Commercial	Completed	2020	2021	Phase 1	150000	120000	180000	60000	30%	Low	Medium	John Doe	Jane Smith	Team Beta	Completed successfully	2021-01-01	2022-01-01
1005	Project F	Company X	Construction	Industrial	On Hold	2021	2022	Phase 2	400000	300000	450000	150000	35%	Medium	Low	John Doe	Jane Smith	Team Gamma	On Hold due to materials	2022-01-01	2023-01-01
1006	Project G	Company X	Construction	Infrastructure	Planned	2023	2024	Phase 1	600000	500000	700000	200000	35%	High	Low	John Doe	Jane Smith	Team Gamma	Planned for Q3	2023-01-01	2023-01-01
1007	Project H	Company X	Construction	Residential	Completed	2019	2020	Phase 1	80000	65000	90000	25000	30%	Low	Medium	John Doe	Jane Smith	Team Alpha	Completed successfully	2020-01-01	2021-01-01
1008	Project I	Company X	Construction	Commercial	On Hold	2021	2022	Phase 2	250000	180000	280000	100000	35%	Medium	Low	John Doe	Jane Smith	Team Beta	On Hold due to permits	2022-01-01	2023-01-01
1009	Project J	Company X	Construction	Industrial	Planned	2023	2024	Phase 1	350000	280000	400000	120000	35%	Medium	Low	John Doe	Jane Smith	Team Gamma	Planned for Q3	2023-01-01	2023-01-01

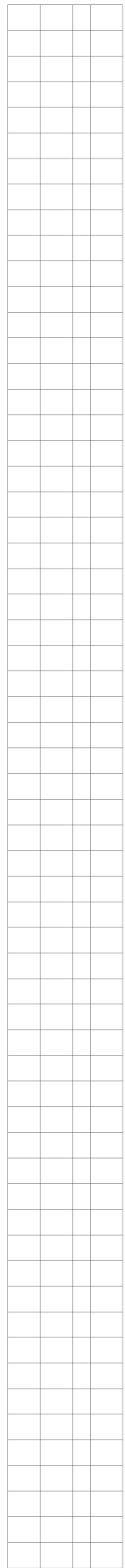
ROW ID	NAME	ADDRESS	CITY	STATE	ZIP	PHONE	FAX	TELETYPE	TELEX	INDUSTRY	MARKET	STATUS	START DATE	END DATE	REMARKS
1	ALBERT EINSTEIN	1234 5TH AVE	NEW YORK	NY	10001	212-555-1234				TELECOMMUNICATIONS	NEW YORK	ACTIVE	1953	1978	1234 5TH AVE, NEW YORK, NY 10001
2	MARY K. SHAW	4567 BROADWAY	NEW YORK	NY	10013	212-555-4567				TELECOMMUNICATIONS	NEW YORK	ACTIVE	1960	1985	4567 BROADWAY, NEW YORK, NY 10013
3	JAMES EARL RAY	8901 WINDY HILL	MEMPHIS	TN	38101	901-555-8901				TELECOMMUNICATIONS	MEMPHIS	ACTIVE	1968	1972	8901 WINDY HILL, MEMPHIS, TN 38101
4	ROBERT F. KENNEDY	2345 WASHINGTON BL	NEW YORK	NY	10005	212-555-2345				TELECOMMUNICATIONS	NEW YORK	ACTIVE	1960	1975	2345 WASHINGTON BL, NEW YORK, NY 10005
5	JOHN F. KENNEDY	5678 WASHINGTON BL	NEW YORK	NY	10005	212-555-5678				TELECOMMUNICATIONS	NEW YORK	ACTIVE	1960	1975	5678 WASHINGTON BL, NEW YORK, NY 10005
6	EDWARD J. BRENNAN	9012 WASHINGTON BL	NEW YORK	NY	10005	212-555-9012				TELECOMMUNICATIONS	NEW YORK	ACTIVE	1960	1975	9012 WASHINGTON BL, NEW YORK, NY 10005
7	ANTHONY J. CARLO	3456 WASHINGTON BL	NEW YORK	NY	10005	212-555-3456				TELECOMMUNICATIONS	NEW YORK	ACTIVE	1960	1975	3456 WASHINGTON BL, NEW YORK, NY 10005
8	JOHN EDGAR HOOVER	7890 WASHINGTON BL	WASHINGTON DC	DC	20535	202-555-7890				FEDERAL BUREAU OF INVESTIGATION	WASHINGTON DC	ACTIVE	1935	1972	7890 WASHINGTON BL, WASHINGTON DC 20535
9	WALTER R. MONROE	1234 WASHINGTON BL	WASHINGTON DC	DC	20540	202-555-1234				FEDERAL BUREAU OF INVESTIGATION	WASHINGTON DC	ACTIVE	1950	1970	1234 WASHINGTON BL, WASHINGTON DC 20540
10	JACOB V. FRENKEL	5678 WASHINGTON BL	WASHINGTON DC	DC	20540	202-555-5678				FEDERAL BUREAU OF INVESTIGATION	WASHINGTON DC	ACTIVE	1960	1975	5678 WASHINGTON BL, WASHINGTON DC 20540
11	ALBERT A. ANDERSON	9012 WASHINGTON BL	WASHINGTON DC	DC	20540	202-555-9012				FEDERAL BUREAU OF INVESTIGATION	WASHINGTON DC	ACTIVE	1960	1975	9012 WASHINGTON BL, WASHINGTON DC 20540
12	JOHN EDGAR HOOVER	3456 WASHINGTON BL	WASHINGTON DC	DC	20535	202-555-3456				FEDERAL BUREAU OF INVESTIGATION	WASHINGTON DC	ACTIVE	1935	1972	3456 WASHINGTON BL, WASHINGTON DC 20535
13	WALTER R. MONROE	7890 WASHINGTON BL	WASHINGTON DC	DC	20540	202-555-7890				FEDERAL BUREAU OF INVESTIGATION	WASHINGTON DC	ACTIVE	1950	1970	7890 WASHINGTON BL, WASHINGTON DC 20540
14	JACOB V. FRENKEL	1234 WASHINGTON BL	WASHINGTON DC	DC	20540	202-555-1234				FEDERAL BUREAU OF INVESTIGATION	WASHINGTON DC	ACTIVE	1960	1975	1234 WASHINGTON BL, WASHINGTON DC 20540
15	ALBERT A. ANDERSON	5678 WASHINGTON BL	WASHINGTON DC	DC	20540	202-555-5678				FEDERAL BUREAU OF INVESTIGATION	WASHINGTON DC	ACTIVE	1960	1975	5678 WASHINGTON BL, WASHINGTON DC 20540
16	JOHN EDGAR HOOVER	9012 WASHINGTON BL	WASHINGTON DC	DC	20535	202-555-9012				FEDERAL BUREAU OF INVESTIGATION	WASHINGTON DC	ACTIVE	1935	1972	9012 WASHINGTON BL, WASHINGTON DC 20535
17	WALTER R. MONROE	3456 WASHINGTON BL	WASHINGTON DC	DC	20540	202-555-3456				FEDERAL BUREAU OF INVESTIGATION	WASHINGTON DC	ACTIVE	1950	1970	3456 WASHINGTON BL, WASHINGTON DC 20540
18	JACOB V. FRENKEL	7890 WASHINGTON BL	WASHINGTON DC	DC	20540	202-555-7890				FEDERAL BUREAU OF INVESTIGATION	WASHINGTON DC	ACTIVE	1960	1975	7890 WASHINGTON BL, WASHINGTON DC 20540
19	ALBERT A. ANDERSON	1234 WASHINGTON BL	WASHINGTON DC	DC	20540	202-555-1234				FEDERAL BUREAU OF INVESTIGATION	WASHINGTON DC	ACTIVE	1960	1975	1234 WASHINGTON BL, WASHINGTON DC 20540
20	JOHN EDGAR HOOVER	5678 WASHINGTON BL	WASHINGTON DC	DC	20535	202-555-5678				FEDERAL BUREAU OF INVESTIGATION	WASHINGTON DC	ACTIVE	1935	1972	5678 WASHINGTON BL, WASHINGTON DC 20535

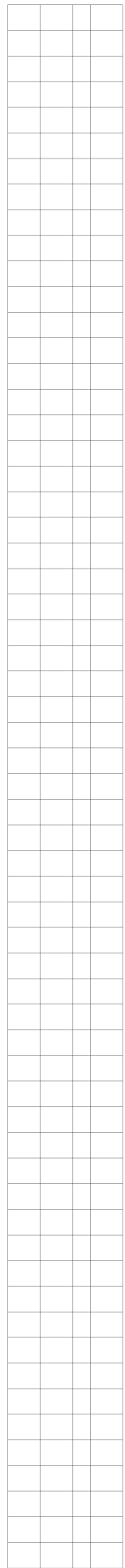
Project ID	Project Name	Client	Start Date	End Date	Status	Phase	Manager	Team Lead	Budget	Actual Spend	Progress %	Risk Level	Key Deliverables	Dependencies	Notes
001	Project Alpha	Client A	2023-01-01	2023-03-31	Completed	Phase 1	John Doe	Jane Smith	\$100,000	\$100,000	100%	Low	Deliverable A	None	Successful completion.
002	Project Beta	Client B	2023-02-15	2023-05-15	In Progress	Phase 2	John Doe	Jane Smith	\$200,000	\$150,000	75%	Medium	Deliverable B	Project Alpha	Minor delays in procurement.
003	Project Gamma	Client C	2023-03-01	2023-06-30	On Hold	Phase 1	John Doe	Jane Smith	\$150,000	\$0	0%	High	Deliverable C	Project Beta	Client C has suspended the project.
004	Project Delta	Client D	2023-04-01	2023-07-31	Planning	Phase 1	John Doe	Jane Smith	\$300,000	\$50,000	15%	Medium	Deliverable D	Project Gamma	Initial requirements gathering.
005	Project Epsilon	Client E	2023-05-01	2023-08-31	Execution	Phase 2	John Doe	Jane Smith	\$250,000	\$200,000	80%	Low	Deliverable E	Project Delta	Development phase complete.
006	Project Zeta	Client F	2023-06-01	2023-09-30	Testing	Phase 3	John Doe	Jane Smith	\$180,000	\$120,000	65%	Medium	Deliverable Z	Project Epsilon	Integration testing in progress.
007	Project Eta	Client G	2023-07-01	2023-10-31	Deployment	Phase 4	John Doe	Jane Smith	\$220,000	\$180,000	85%	Low	Deliverable H	Project Zeta	Go-live preparation underway.
008	Project Theta	Client H	2023-08-01	2023-11-30	Review	Phase 5	John Doe	Jane Smith	\$120,000	\$80,000	65%	Medium	Deliverable T	Project Eta	Final review and sign-off.
009	Project Iota	Client I	2023-09-01	2024-01-31	Completed	Phase 1	John Doe	Jane Smith	\$90,000	\$90,000	100%	Low	Deliverable I	Project Theta	Final project report submitted.
010	Project Kappa	Client J	2023-10-01	2024-03-31	Planning	Phase 1	John Doe	Jane Smith	\$350,000	\$100,000	25%	High	Deliverable K	Project Iota	Complex project with many dependencies.

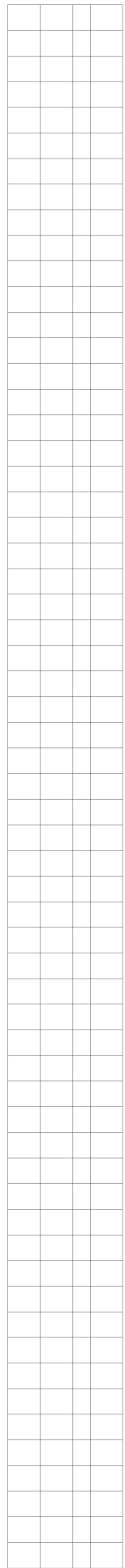


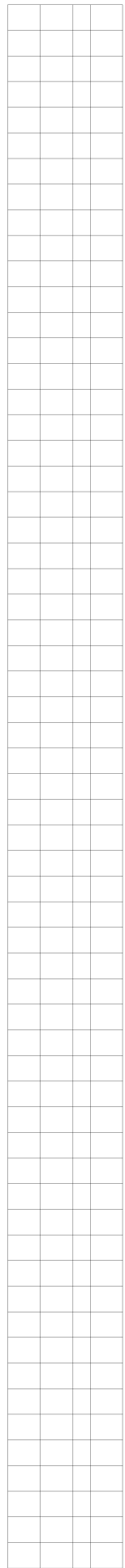


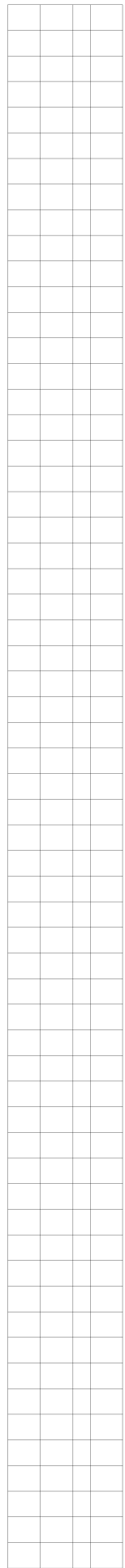


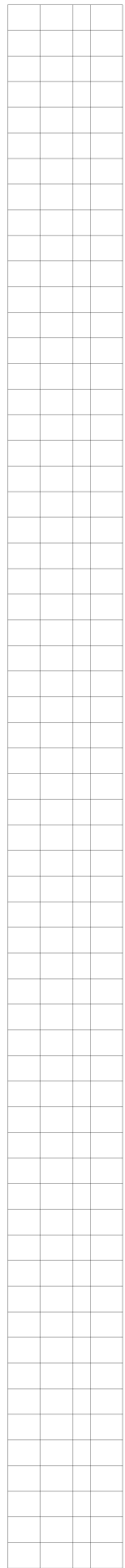


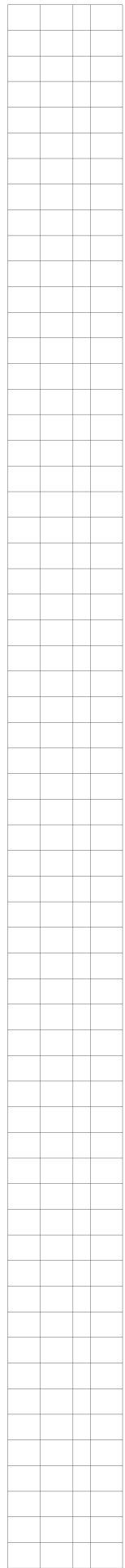


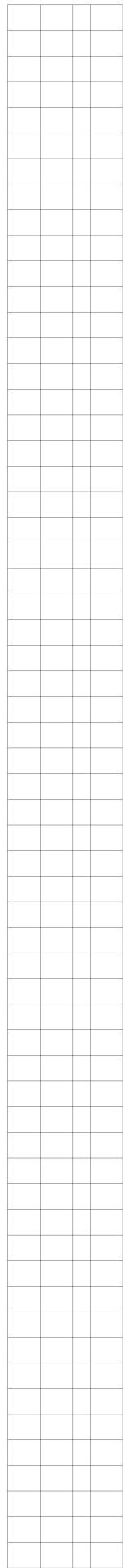


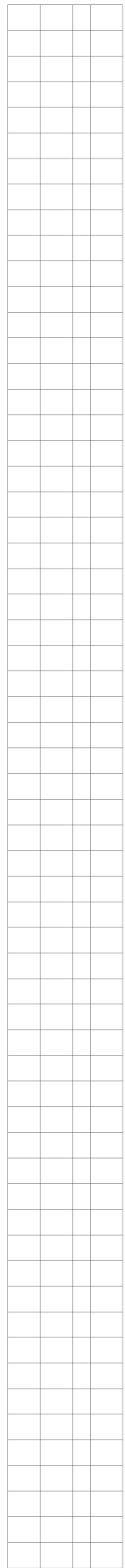


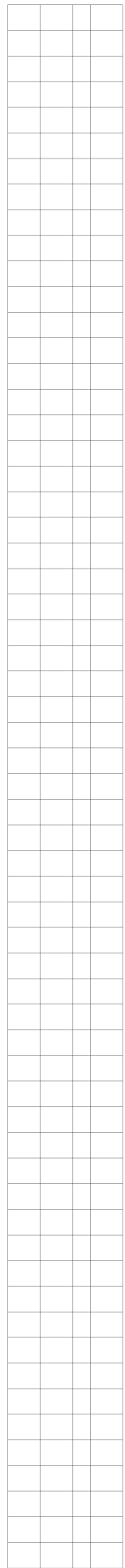


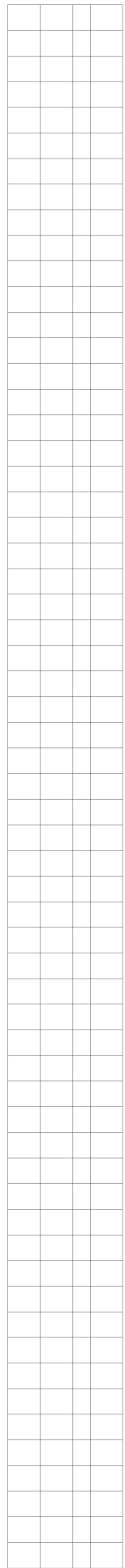


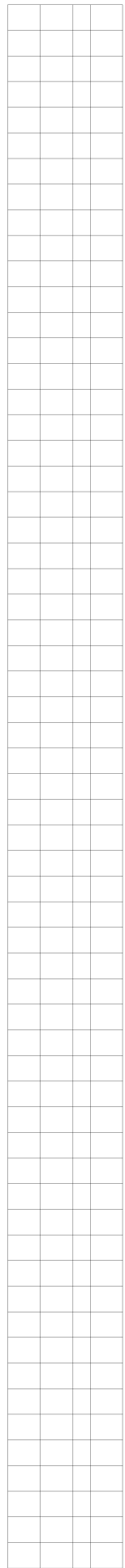


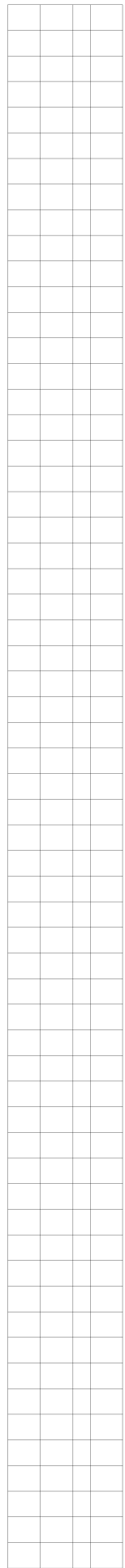


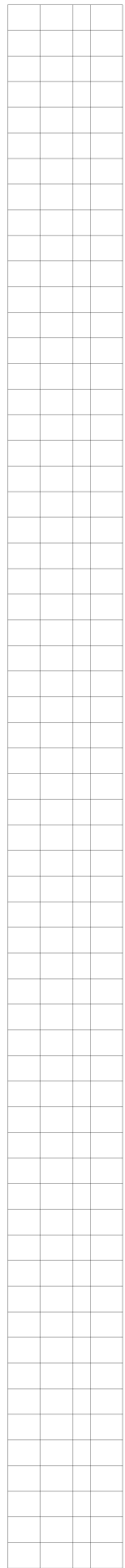


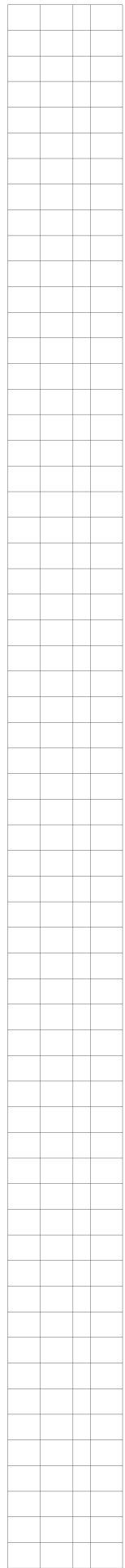


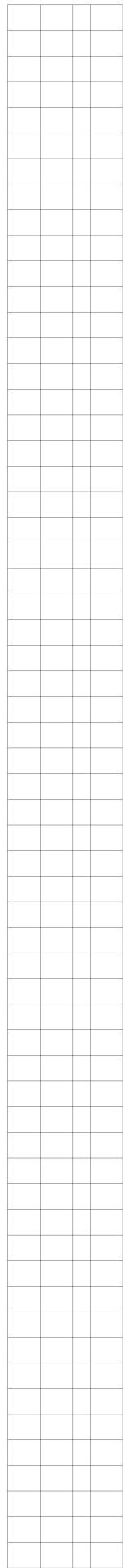


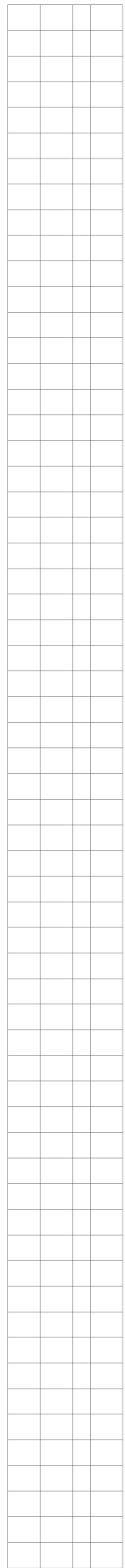


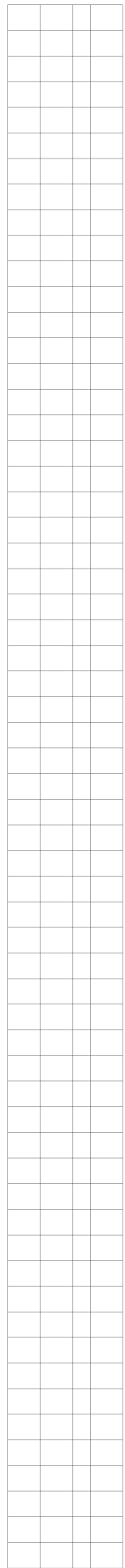


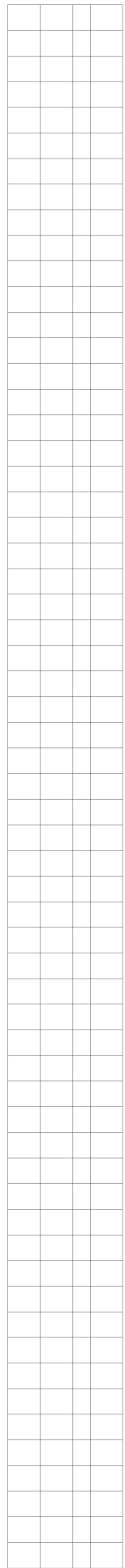


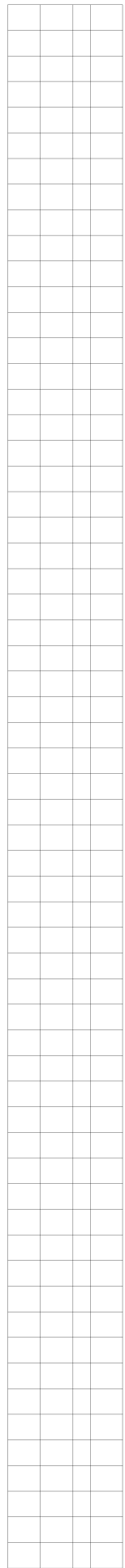


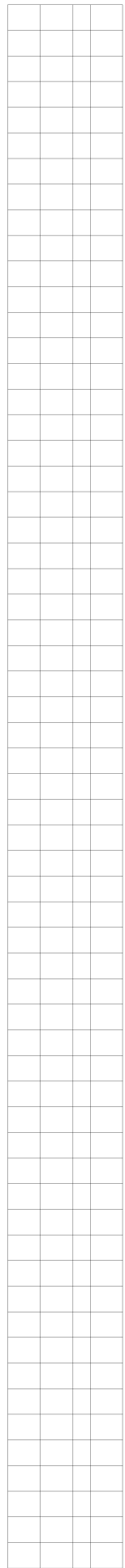


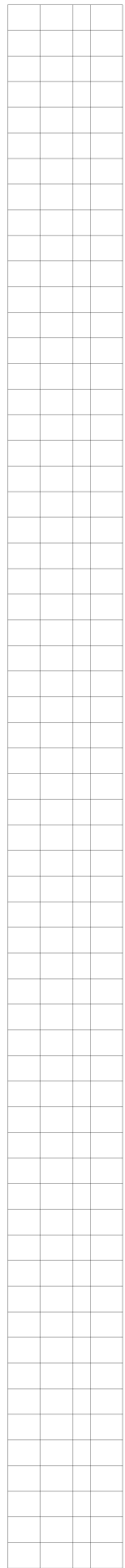


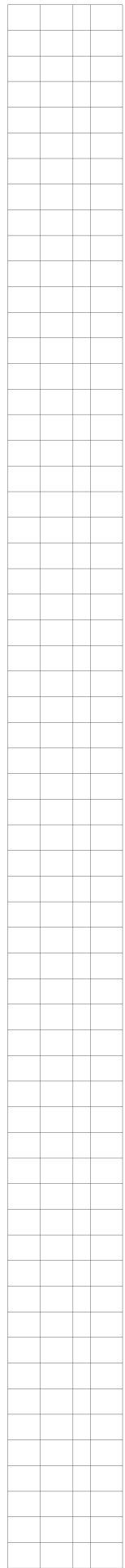


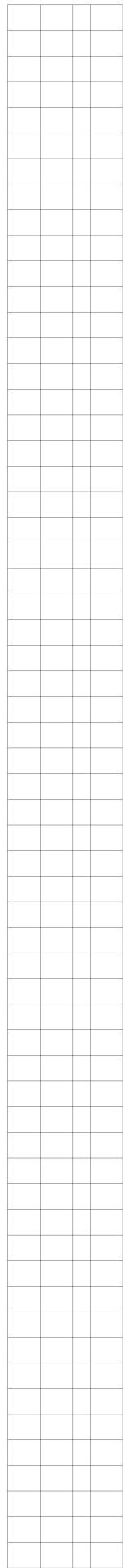


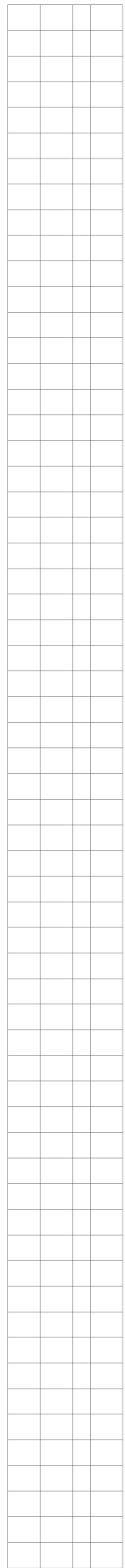


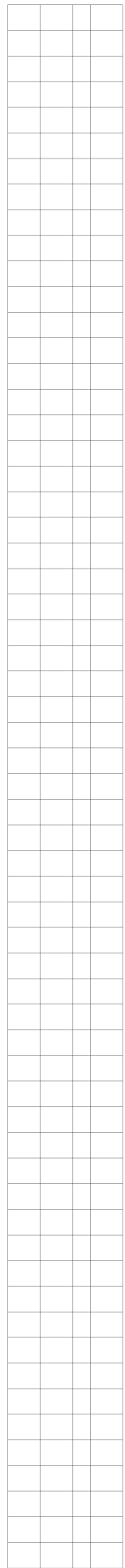


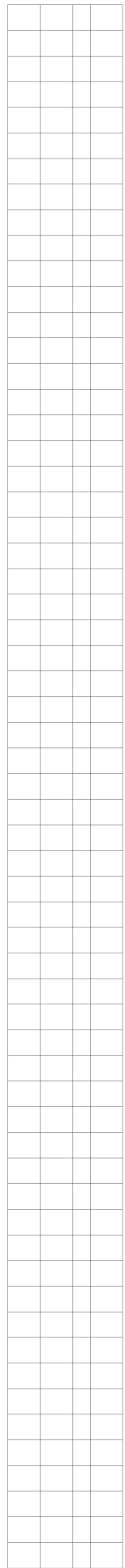


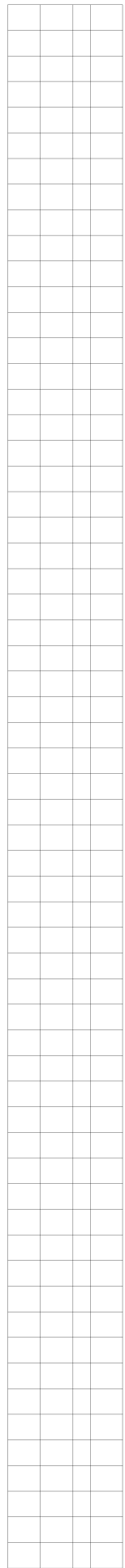


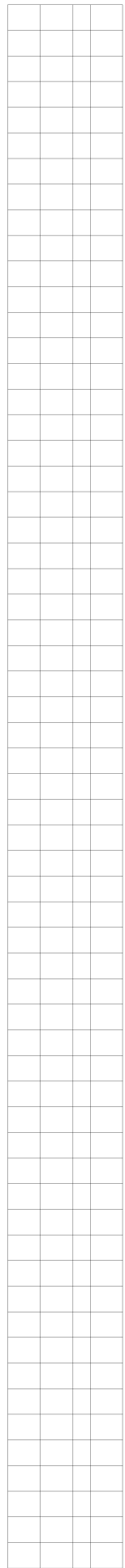


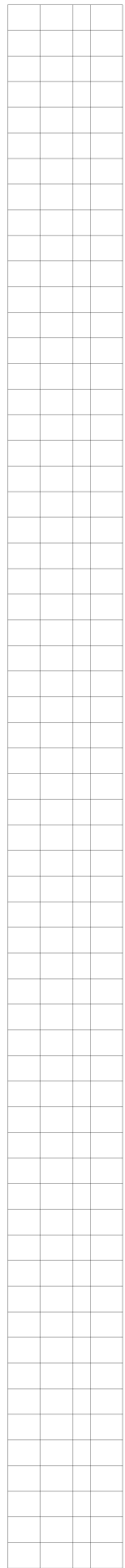


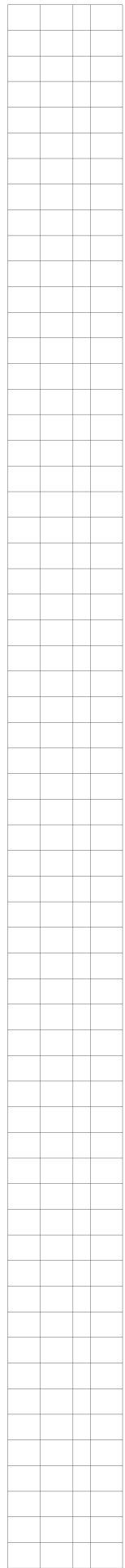


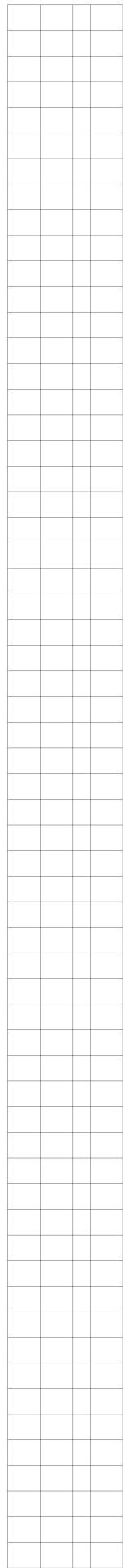


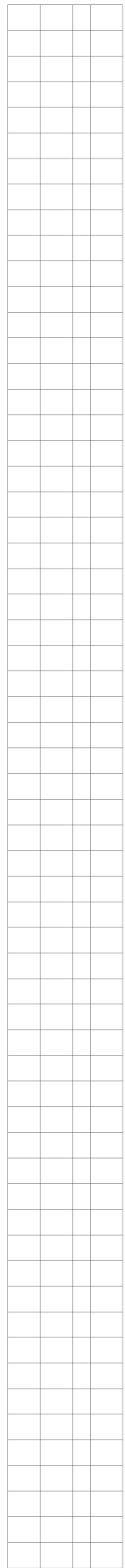


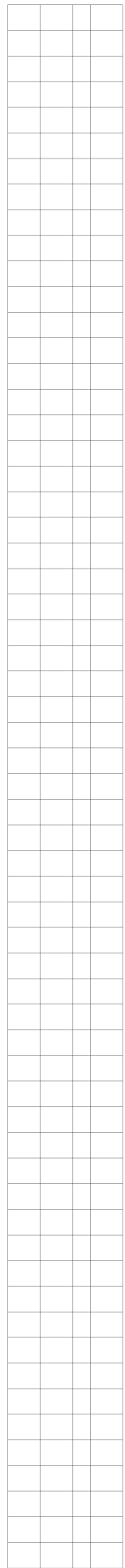


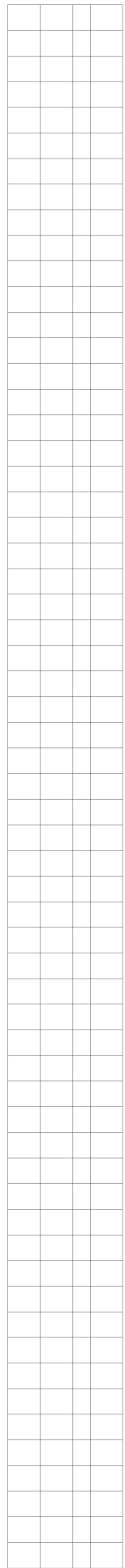


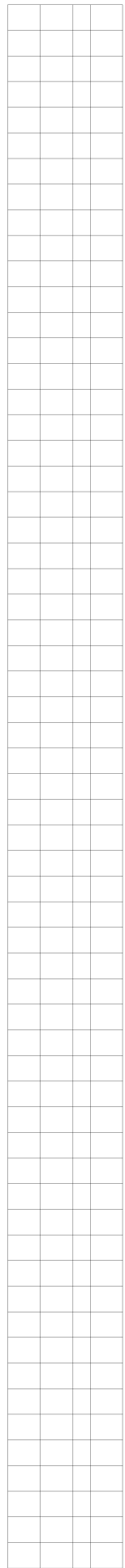


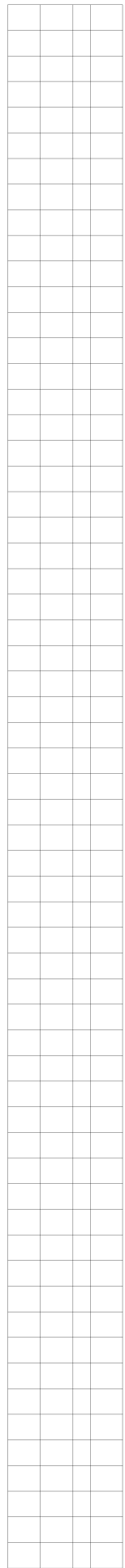


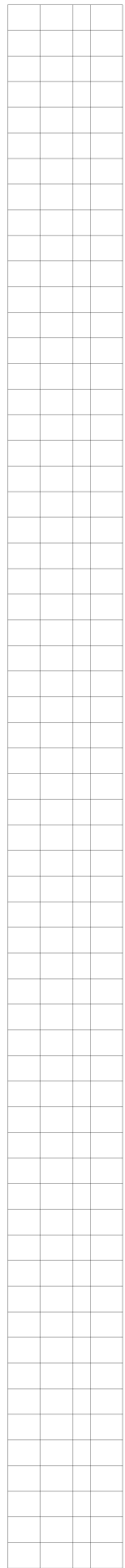


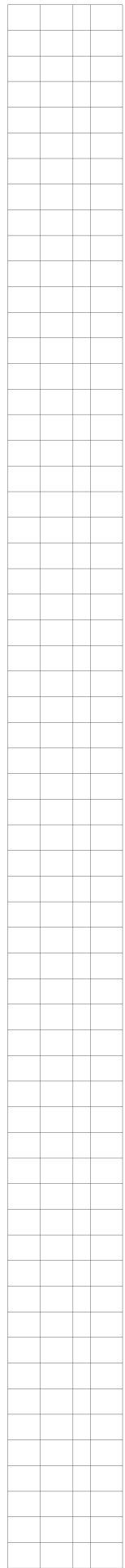


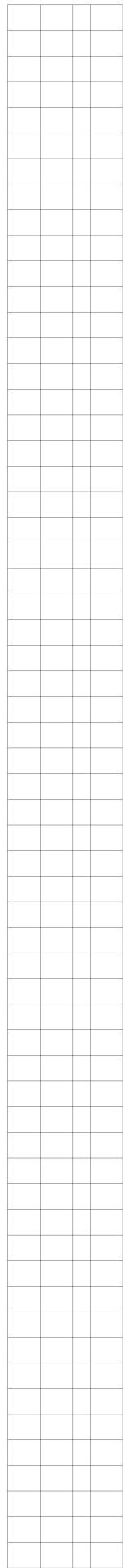


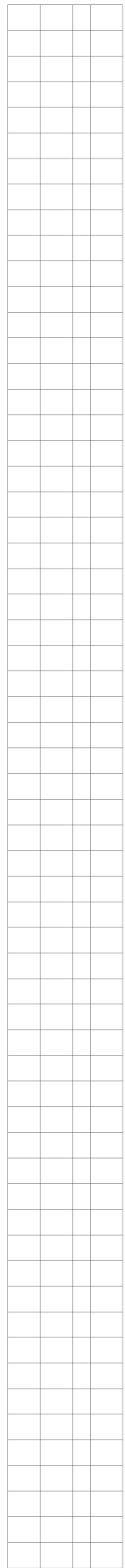


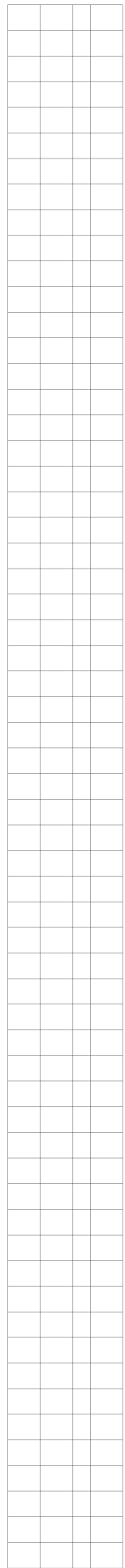


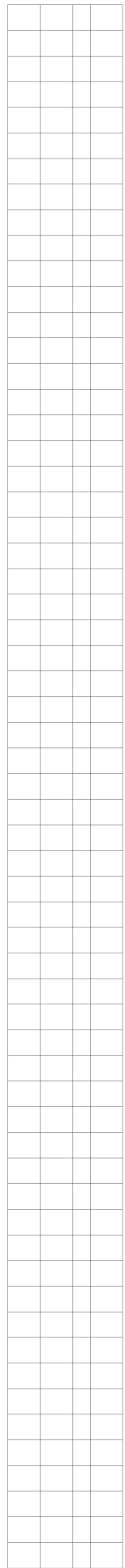


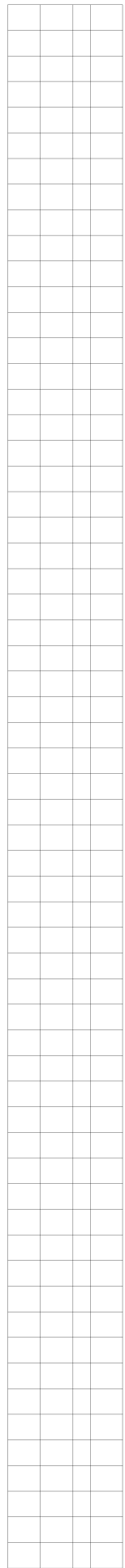


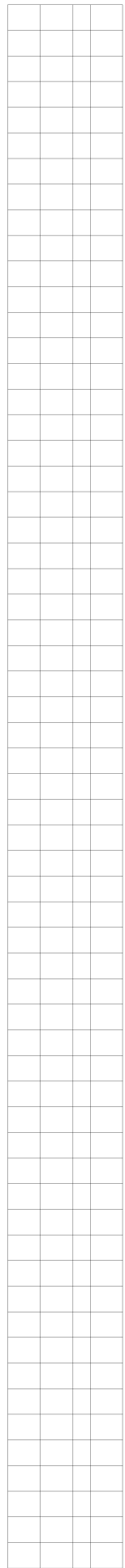


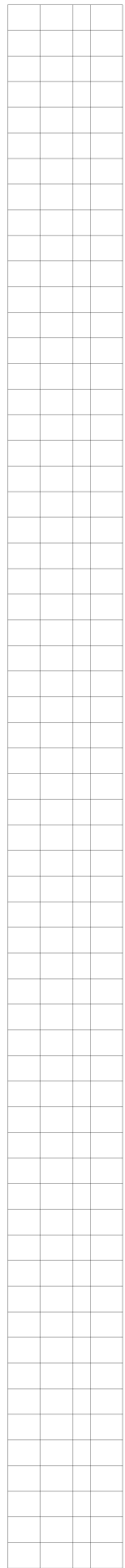


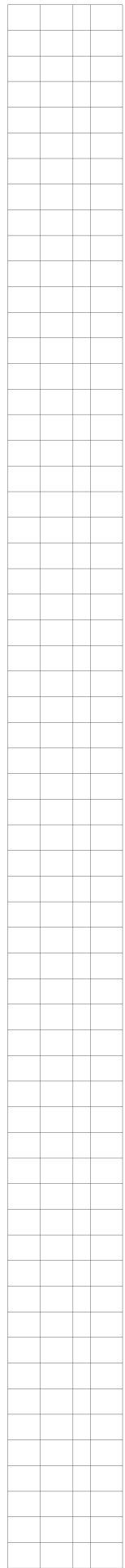


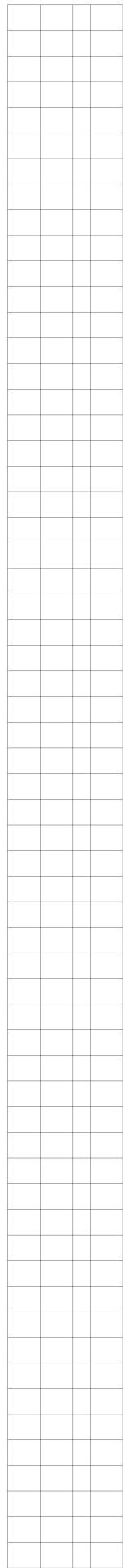


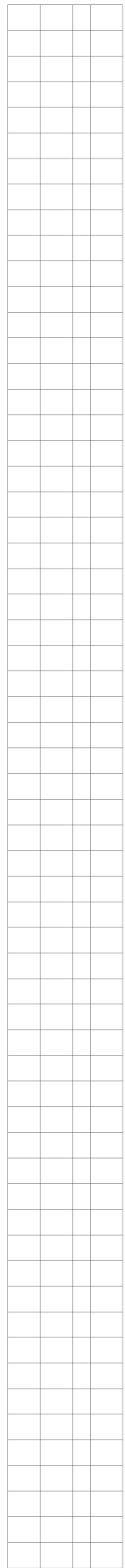


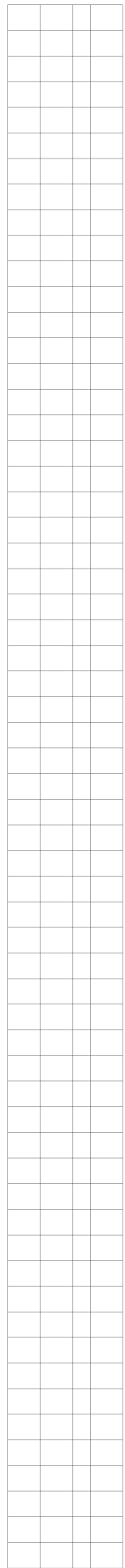


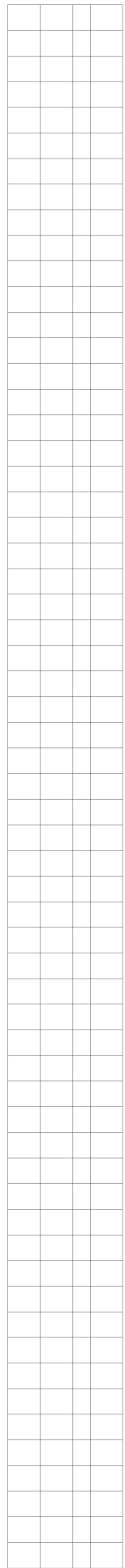


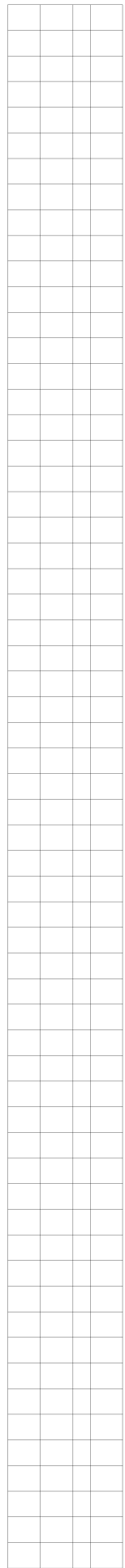


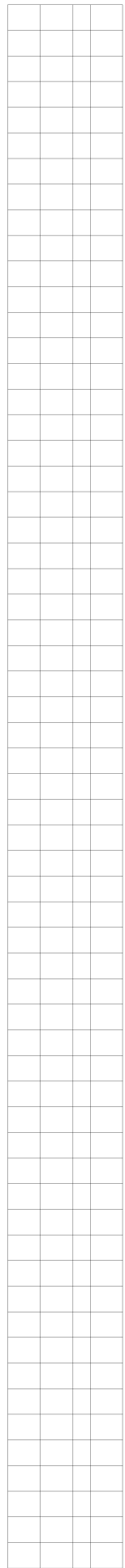


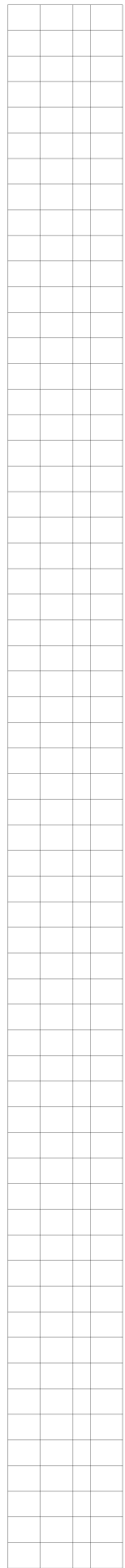


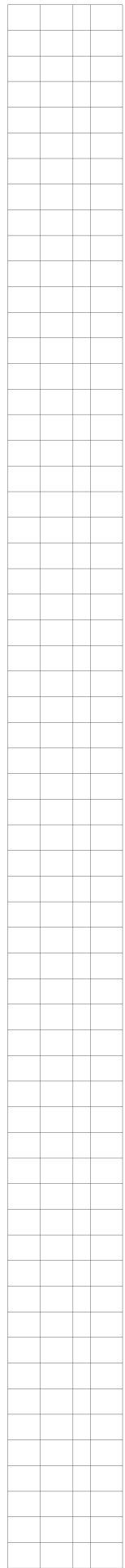


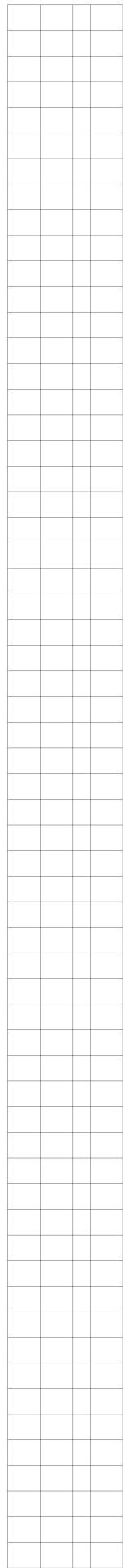


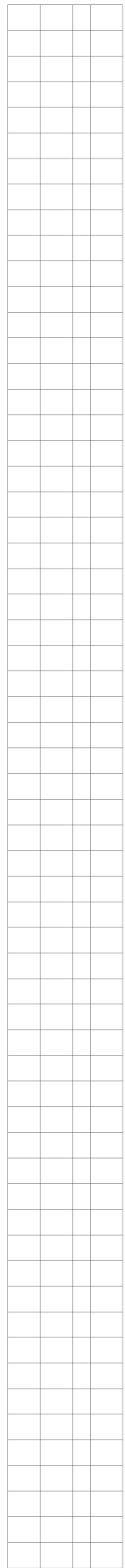


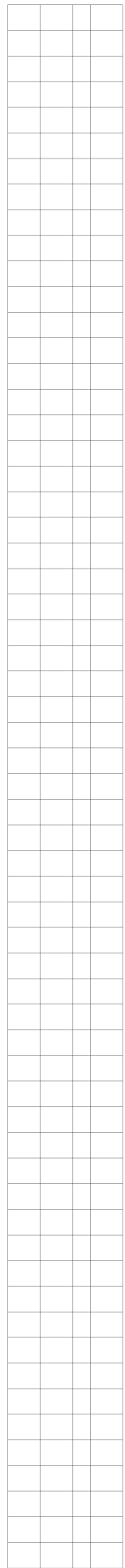


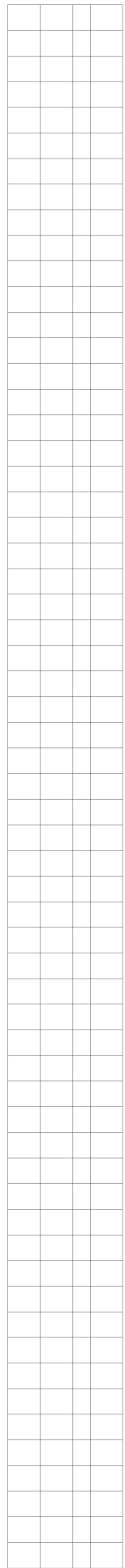


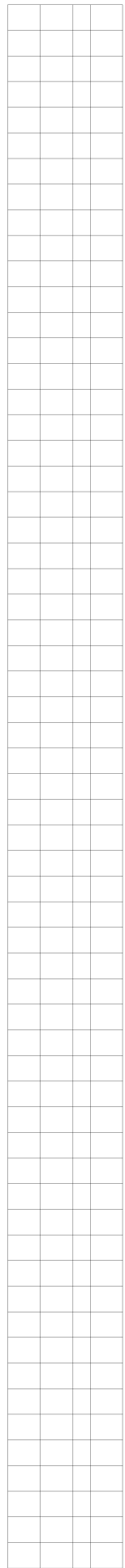


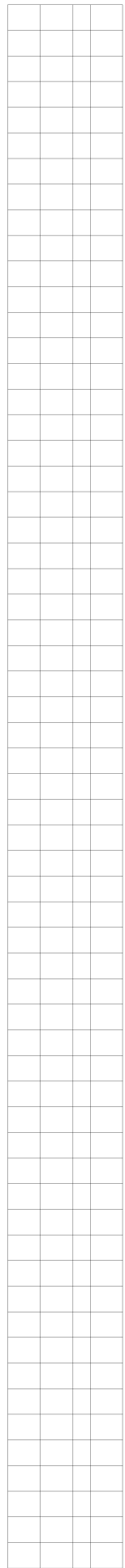


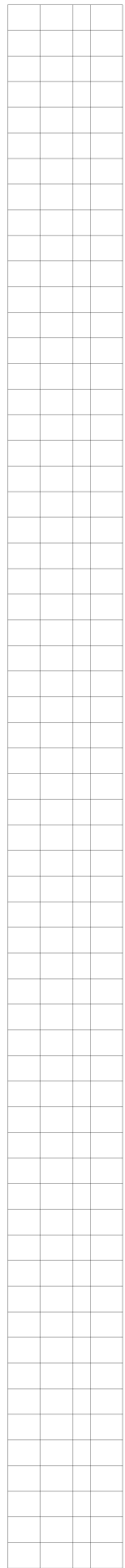


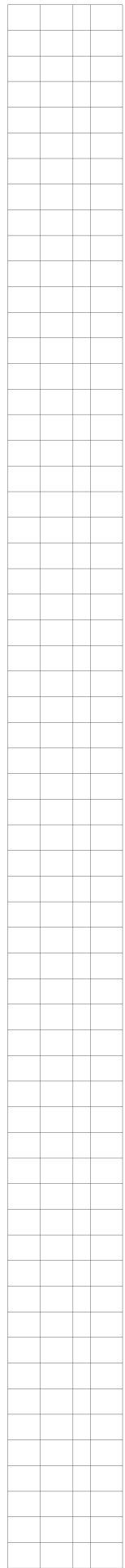


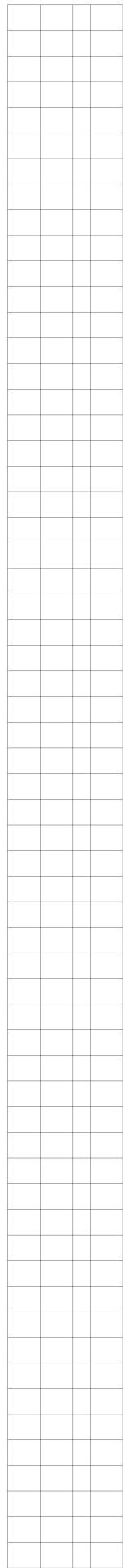


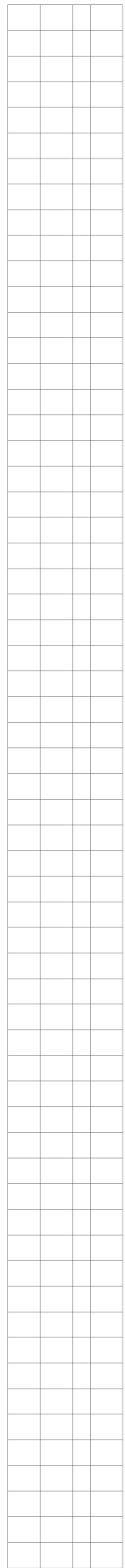


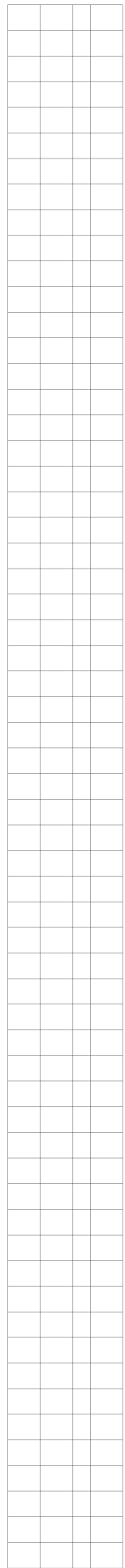


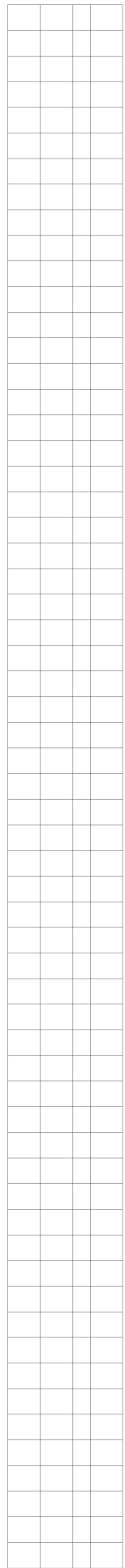


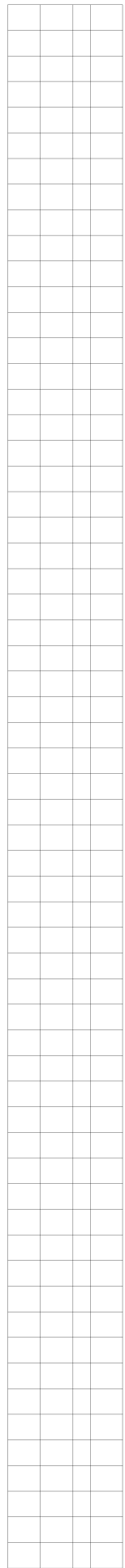


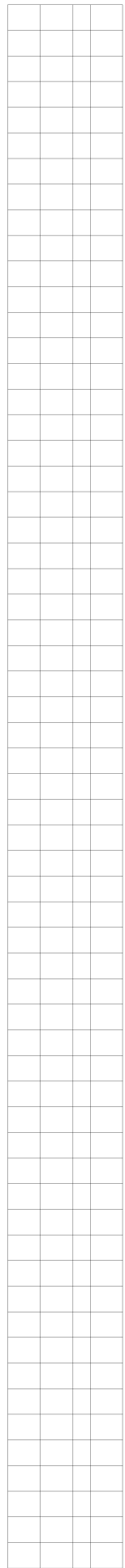


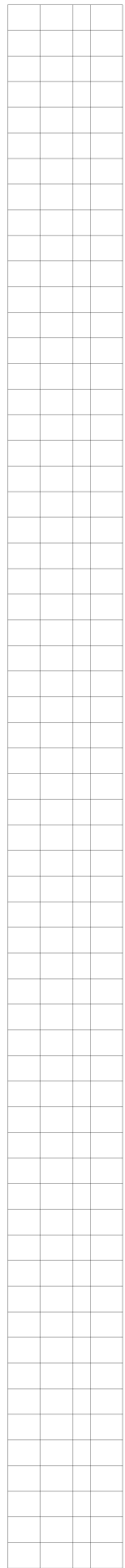


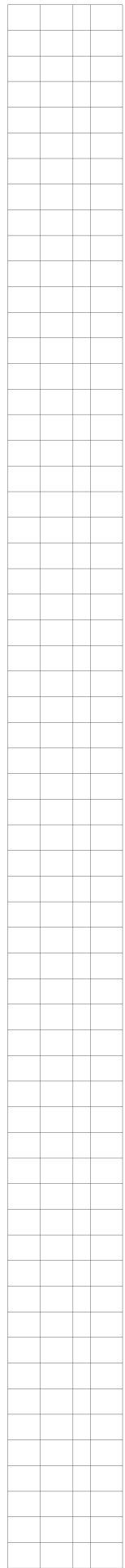


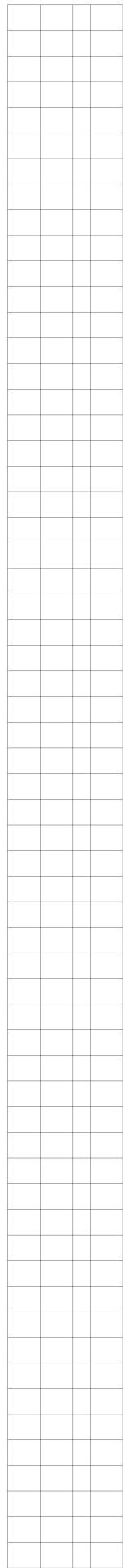


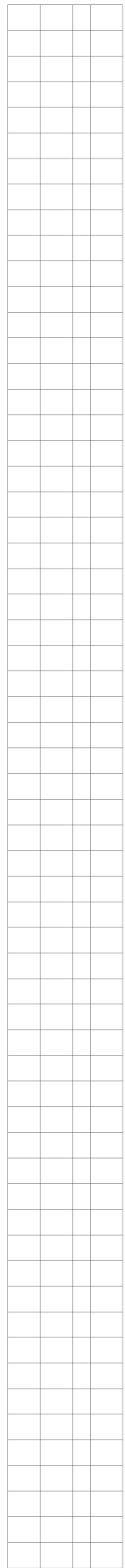


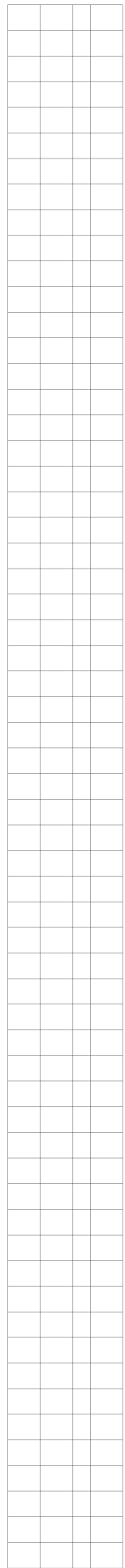


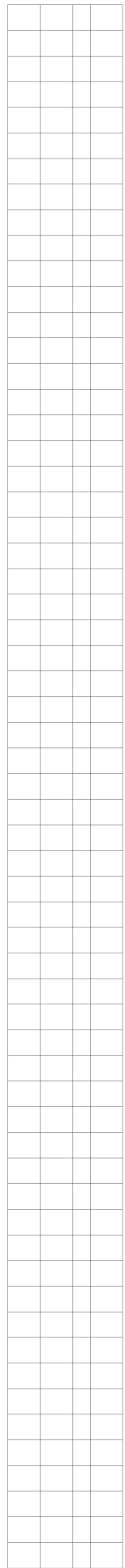


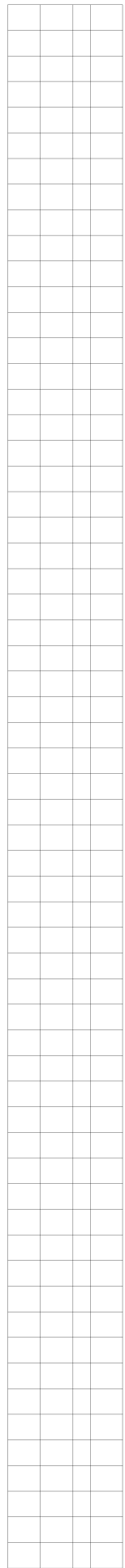


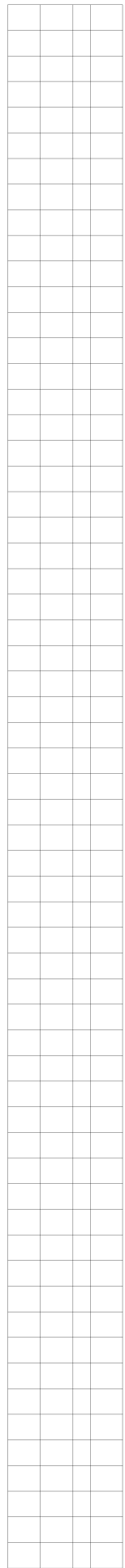


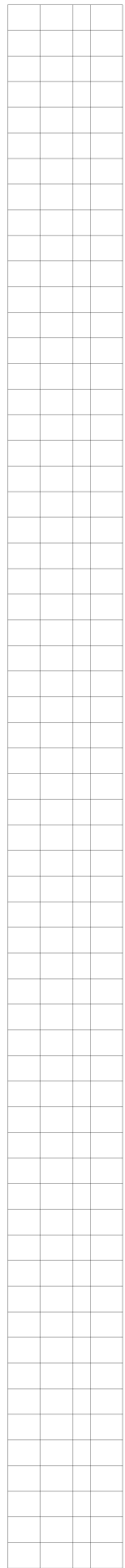


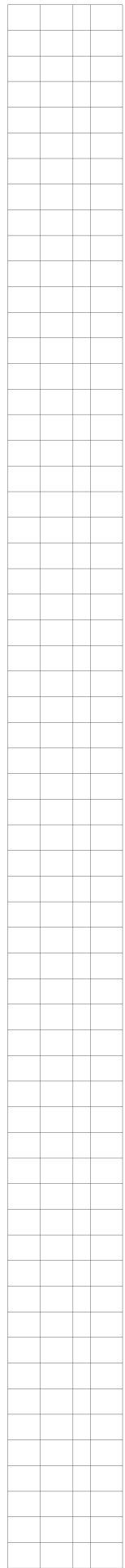


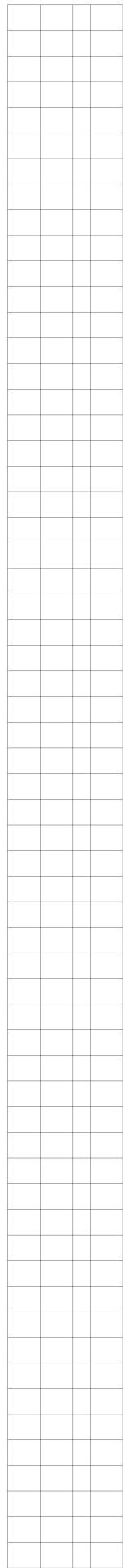


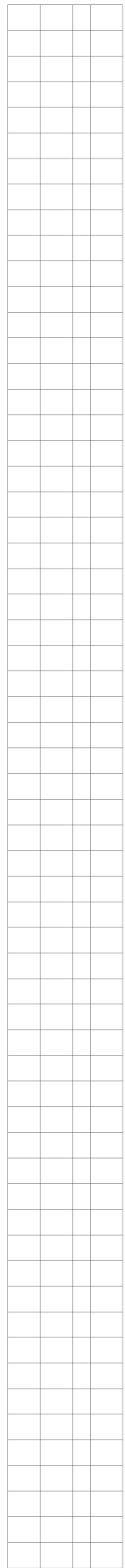


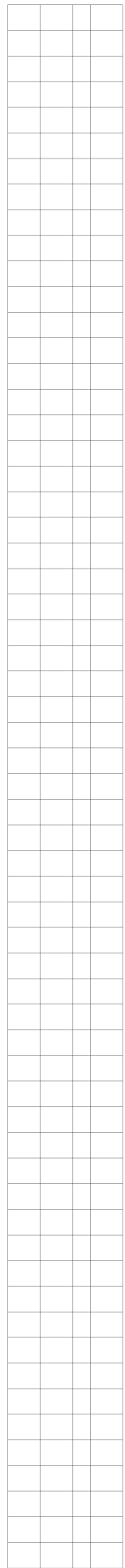


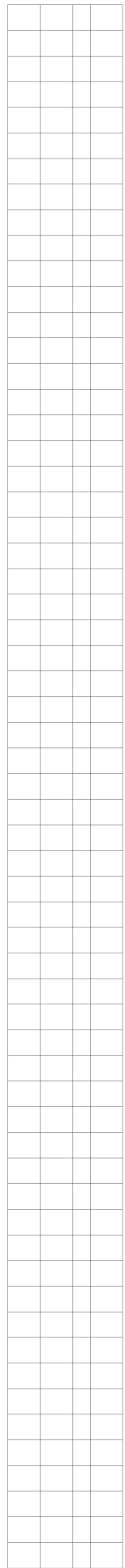


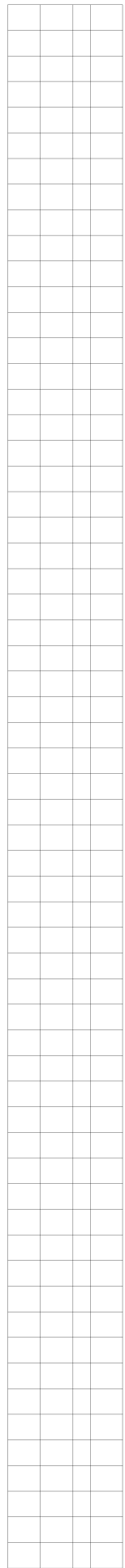


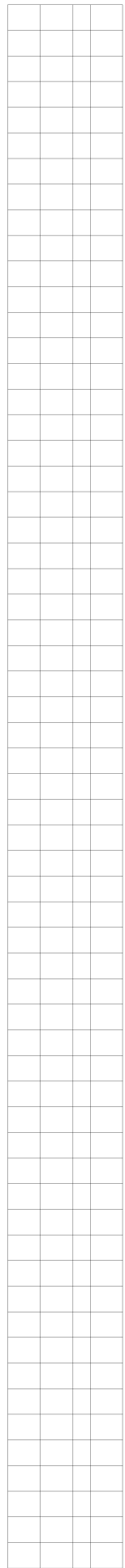


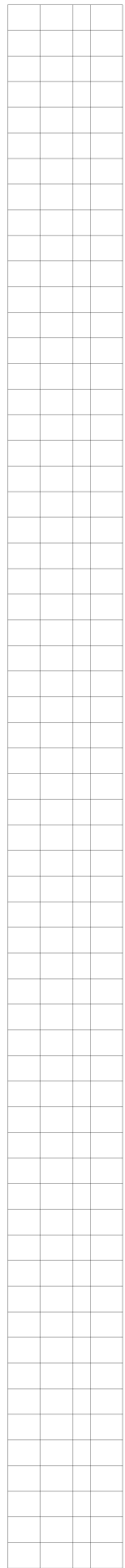


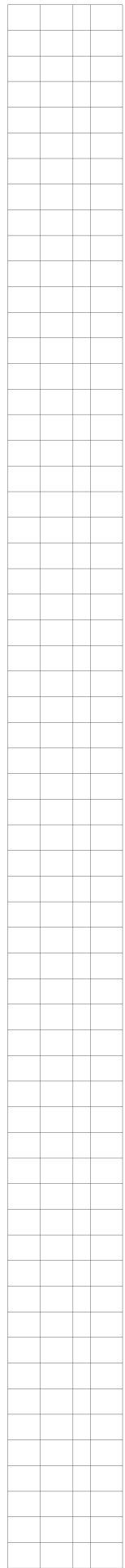


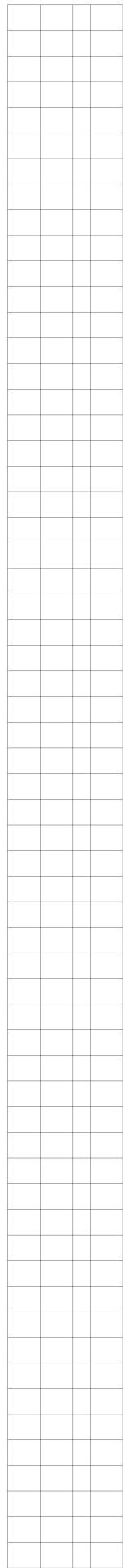


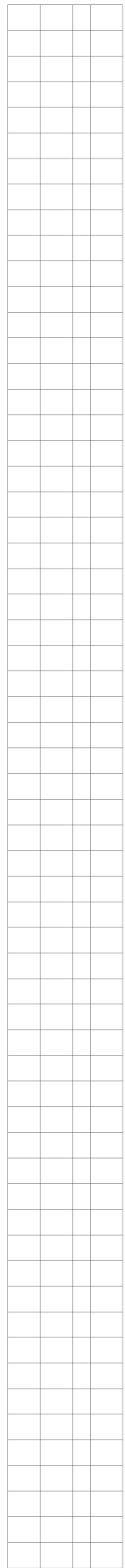


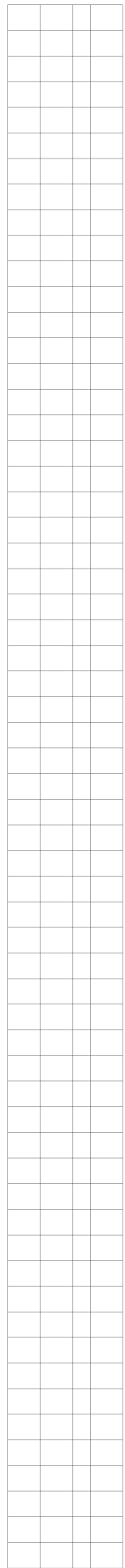


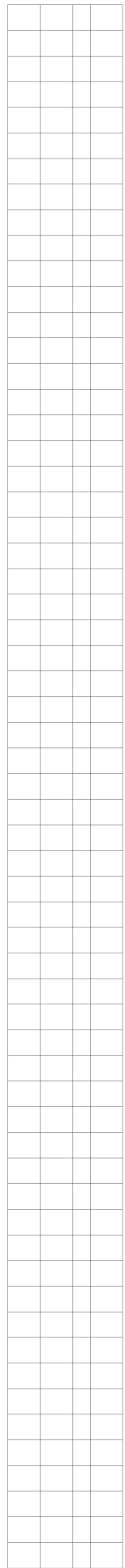


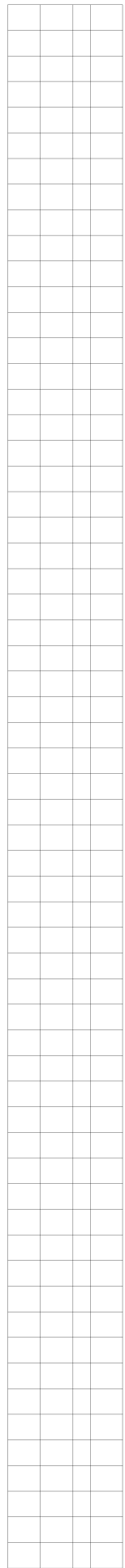


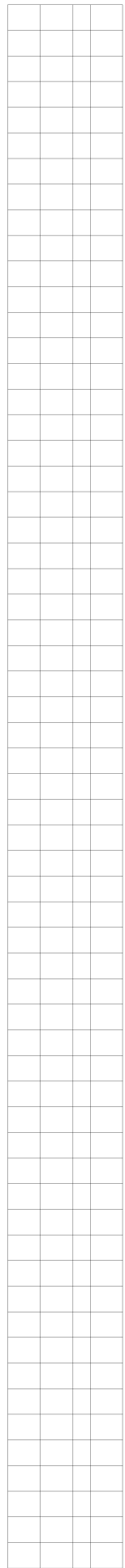


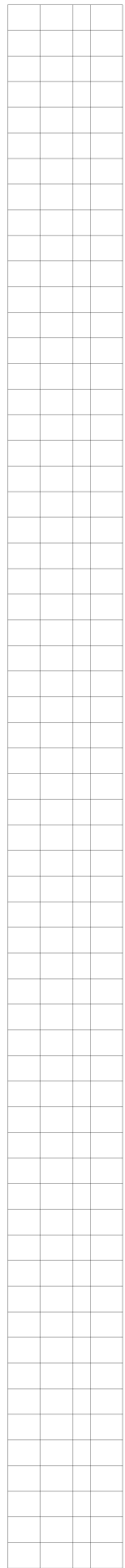


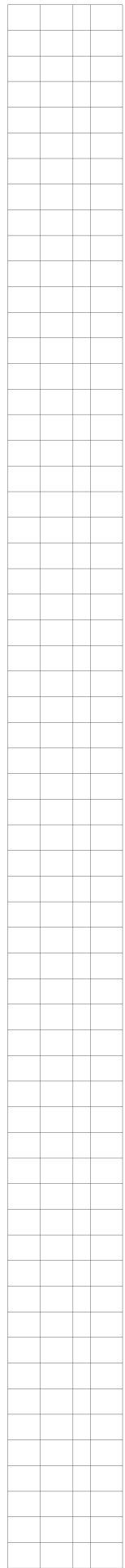


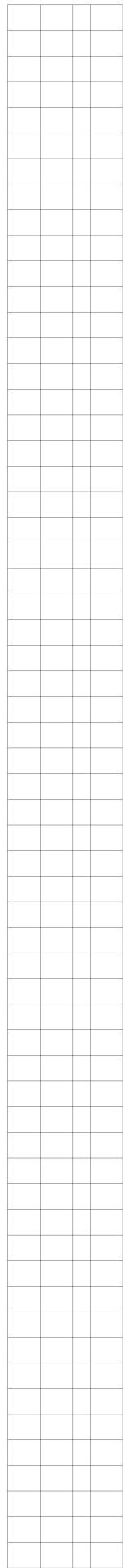


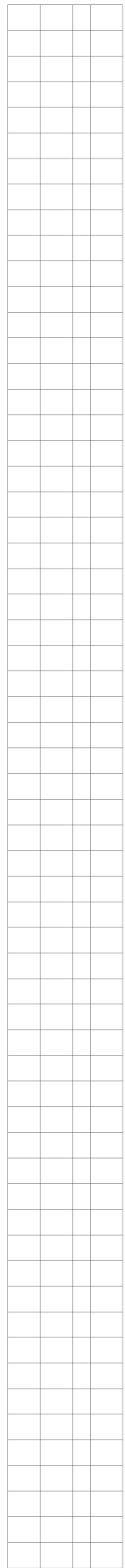


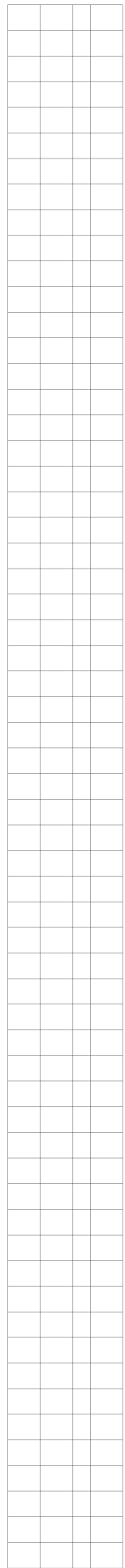


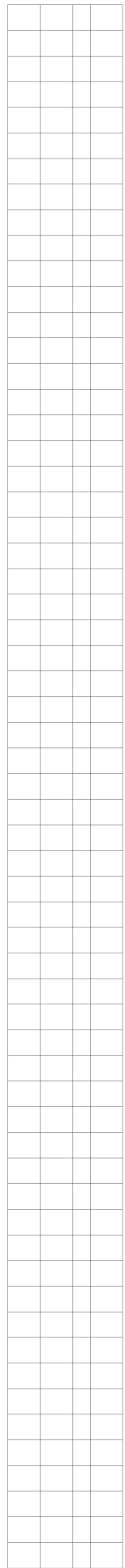


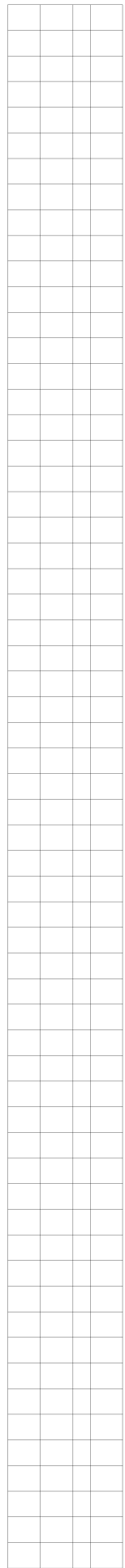


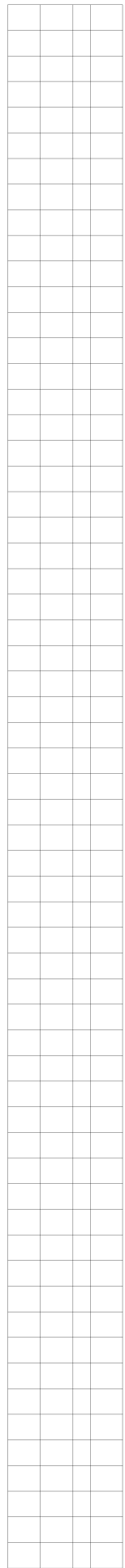


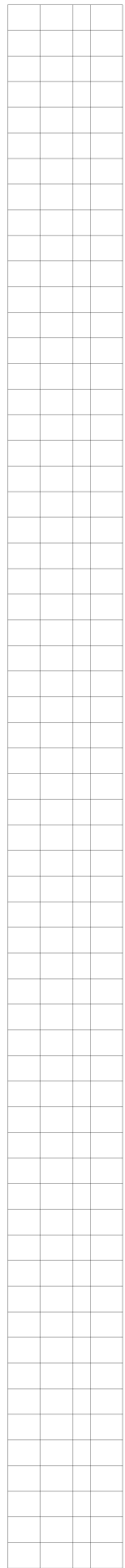












Year	1996	1997	1998
1996			
1997			
1998			
1999			
2000			
2001			
2002			
2003			
2004			
2005			
2006			
2007			
2008			
2009			
2010			
2011			
2012			
2013			
2014			
2015			
2016			
2017			
2018			
2019			
2020			
2021			
2022			

Year

1996

1997

1998

1999

2000

2001

2002

2003

2004

2005

2006

2007

2008

2009

2010

2011

2012

2013

2014

2015

2016

2017

2018

2019

2020

2021

2022

