







LINE	COMPONENT IDENTIFICATION	DESCRIPTION	QUANTITY	UNIT	PRICE	TOTAL	TAXES	DISCOUNTS	NET AMOUNT	TOTAL NET	AMOUNT PAID	DATE PAID	DATE DUE	STATUS	REMARKS
1	COMPONENT IDENTIFICATION	DESCRIPTION	QUANTITY	UNIT	PRICE	TOTAL	TAXES	DISCOUNTS	NET AMOUNT	TOTAL NET	AMOUNT PAID	DATE PAID	DATE DUE	STATUS	REMARKS



Code	Company Name	Address	City	State	Zip	Phone	Fax	Website	Industry	Employees	Revenue	Assets	Liabilities	Equity	Debt	Rating	Notes
001	ABC COMPANY	123 Main St	New York	NY	10001	212-555-1234	212-555-5678	www.abc.com	Technology	50	\$10M	\$5M	\$3M	\$2M	\$3M	A-	Publicly Traded
002	DEF CORPORATION	456 Elm St	Los Angeles	CA	90001	310-555-9876	310-555-4321	www.def.com	Manufacturing	100	\$20M	\$10M	\$6M	\$4M	\$6M	B+	Private
003	GHI ENTERPRISES	789 Oak St	Chicago	IL	60601	773-555-2345	773-555-6789	www.ghi.com	Retail	200	\$30M	\$15M	\$8M	\$7M	\$7M	B	Publicly Traded
004	JKL INDUSTRIES	101 Pine St	San Francisco	CA	94101	415-555-3456	415-555-7890	www.jkl.com	Biotech	75	\$15M	\$8M	\$4M	\$3M	\$4M	A-	Private
005	MNO HOLDINGS	202 Cedar St	Atlanta	GA	30301	404-555-4567	404-555-8901	www.mno.com	Finance	150	\$25M	\$12M	\$6M	\$5M	\$7M	B+	Publicly Traded
006	PQR SERVICES	303 Birch St	Phoenix	AZ	85001	602-555-5678	602-555-9012	www.pqr.com	Healthcare	120	\$18M	\$9M	\$5M	\$4M	\$5M	B	Private
007	RST GROUP	404 Maple St	Seattle	WA	98101	206-555-6789	206-555-0123	www.rst.com	Software	80	\$12M	\$6M	\$3M	\$2M	\$3M	A-	Publicly Traded
008	TUV SYSTEMS	505 Spruce St	Denver	CO	80201	303-555-7890	303-555-4567	www.tuv.com	Engineering	90	\$14M	\$7M	\$4M	\$3M	\$4M	B+	Private
009	VWX ENTERPRISES	606 Ash St	Portland	OR	97201	503-555-8901	503-555-2345	www.vwx.com	Logistics	110	\$16M	\$8M	\$4M	\$3M	\$4M	B	Publicly Traded
010	YZA HOLDINGS	707 Elm St	San Diego	CA	92101	619-555-9012	619-555-6789	www.yza.com	Telecom	130	\$19M	\$10M	\$5M	\$4M	\$5M	B+	Private

Year	Country	City	Event Name	Event Type	Year	Country	City	Event Name	Event Type	Year	Country	City	Event Name	Event Type	Year	Country	City	Event Name	Event Type					
1948	USA	Philadelphia	1948 Summer Olympics	Olympic Games	1952	Helsinki	1952 Summer Olympics	Olympic Games	1956	Melbourne	1956 Summer Olympics	Olympic Games	1960	Rome	1960 Summer Olympics	Olympic Games	1964	Tokyo	1964 Summer Olympics	Olympic Games				
1952	Helsinki	1952 Summer Olympics	Olympic Games	1956	Melbourne	1956 Summer Olympics	Olympic Games	1960	Rome	1960 Summer Olympics	Olympic Games	1964	Tokyo	1964 Summer Olympics	Olympic Games	1968	Mexico City	1968 Summer Olympics	Olympic Games	1972	Munich	1972 Summer Olympics	Olympic Games	
1968	Mexico City	1968 Summer Olympics	Olympic Games	1972	Munich	1972 Summer Olympics	Olympic Games	1976	Montreal	1976 Summer Olympics	Olympic Games	1980	Moscow	1980 Summer Olympics	Olympic Games	1984	Los Angeles	1984 Summer Olympics	Olympic Games	1988	Seoul	1988 Summer Olympics	Olympic Games	
1988	Seoul	1988 Summer Olympics	Olympic Games	1992	Batumi	1992 Summer Olympics	Olympic Games	1996	Atlanta	1996 Summer Olympics	Olympic Games	2000	Sydney	2000 Summer Olympics	Olympic Games	2004	Athens	2004 Summer Olympics	Olympic Games	2008	Beijing	2008 Summer Olympics	Olympic Games	
2008	Beijing	2008 Summer Olympics	Olympic Games	2012	London	2012 Summer Olympics	Olympic Games	2016	Rio de Janeiro	2016 Summer Olympics	Olympic Games	2020	Tokyo	2020 Summer Olympics	Olympic Games	2024	Paris	2024 Summer Olympics	Olympic Games					





Year	Company Name	Country	Industry	Revenue (USD)	Employees	Market Cap (USD)	Stock Exchange	CEO	Chairman	Headquarters	Website	Founded	Public Since	15	16	17	18	19	20	21	22	23	24	25	26	27	28	29	30	31	32	33	34	35	36	37	38	39	40	41	42	43	44	45	46	47	48	49	50	51	52	53	54	55	56	57	58	59	60	61	62	63	64	65	66	67	68	69	70	71	72	73	74	75	76	77	78	79	80	81	82	83	84	85	86	87	88	89	90	91	92	93	94	95	96	97	98	99	100
2014	ABB	Switzerland	Electrical Equipment	18,800	220,000	38,000	NYSE	Bruno B. Plett	Ulrich Spiess	Basel, Switzerland	abb.com	1888	1989	15	16	17	18	19	20	21	22	23	24	25	26	27	28	29	30	31	32	33	34	35	36	37	38	39	40	41	42	43	44	45	46	47	48	49	50	51	52	53	54	55	56	57	58	59	60	61	62	63	64	65	66	67	68	69	70	71	72	73	74	75	76	77	78	79	80	81	82	83	84	85	86	87	88	89	90	91	92	93	94	95	96	97	98	99	100
2015	ABB	Switzerland	Electrical Equipment	19,800	220,000	38,000	NYSE	Bruno B. Plett	Ulrich Spiess	Basel, Switzerland	abb.com	1888	1989	15	16	17	18	19	20	21	22	23	24	25	26	27	28	29	30	31	32	33	34	35	36	37	38	39	40	41	42	43	44	45	46	47	48	49	50	51	52	53	54	55	56	57	58	59	60	61	62	63	64	65	66	67	68	69	70	71	72	73	74	75	76	77	78	79	80	81	82	83	84	85	86	87	88	89	90	91	92	93	94	95	96	97	98	99	100
2016	ABB	Switzerland	Electrical Equipment	20,800	220,000	38,000	NYSE	Bruno B. Plett	Ulrich Spiess	Basel, Switzerland	abb.com	1888	1989	15	16	17	18	19	20	21	22	23	24	25	26	27	28	29	30	31	32	33	34	35	36	37	38	39	40	41	42	43	44	45	46	47	48	49	50	51	52	53	54	55	56	57	58	59	60	61	62	63	64	65	66	67	68	69	70	71	72	73	74	75	76	77	78	79	80	81	82	83	84	85	86	87	88	89	90	91	92	93	94	95	96	97	98	99	100
2017	ABB	Switzerland	Electrical Equipment	21,800	220,000	38,000	NYSE	Bruno B. Plett	Ulrich Spiess	Basel, Switzerland	abb.com	1888	1989	15	16	17	18	19	20	21	22	23	24	25	26	27	28	29	30	31	32	33	34	35	36	37	38	39	40	41	42	43	44	45	46	47	48	49	50	51	52	53	54	55	56	57	58	59	60	61	62	63	64	65	66	67	68	69	70	71	72	73	74	75	76	77	78	79	80	81	82	83	84	85	86	87	88	89	90	91	92	93	94	95	96	97	98	99	100

Company	Year	Country	Industry	Revenue	Employees	Website	Address	Phone	Fax	Twitter	Facebook	LinkedIn	YouTube	Instagram	Pinterest	Snapchat	Tumblr	SoundCloud	Dribbble	Behance	OpenStreetMap	GeoNames	Proton.me	PublicDNS	PrivateDNS	PrivateDNS2	PrivateDNS3	PrivateDNS4	PrivateDNS5	PrivateDNS6	PrivateDNS7	PrivateDNS8	PrivateDNS9	PrivateDNS10	PrivateDNS11	PrivateDNS12	PrivateDNS13	PrivateDNS14	PrivateDNS15	PrivateDNS16	PrivateDNS17	PrivateDNS18	PrivateDNS19	PrivateDNS20																																																																								
1484	1485	1486	1487	1488	1489	1490	1491	1492	1493	1494	1495	1496	1497	1498	1499	1500	1501	1502	1503	1504	1505	1506	1507	1508	1509	1510	1511	1512	1513	1514	1515	1516	1517	1518	1519	1520	1521	1522	1523	1524	1525	1526	1527	1528	1529	1530	1531	1532	1533	1534	1535	1536	1537	1538	1539	1540	1541	1542	1543	1544	1545	1546	1547	1548	1549	1550	1551	1552	1553	1554	1555	1556	1557	1558	1559	1560	1561	1562	1563	1564	1565	1566	1567	1568	1569	1570	1571	1572	1573	1574	1575	1576	1577	1578	1579	1580	1581	1582	1583	1584	1585	1586	1587	1588	1589	1590	1591	1592	1593	1594	1595	1596	1597	1598	1599	1600







ID	Company	Address	City	State	Zip	Phone	Fax	Website	Industry	Market	Revenue	Employees	Founded	Parent	Subsidiaries	Partners	Competitors	Notes
1001	ABC COMPANY	123 MAIN ST	NEW YORK	NY	10001	212 555 1234		www.abc.com	Technology	Public	\$100M	500	1980	Parent Co.	ABC Subsidiary		Competitor X	ABC is a leading provider of software solutions for enterprise clients.
1002	DEF CORP	456 MARKET ST	LOS ANGELES	CA	90001	213 555 5678		www.defcorp.com	Manufacturing	Private	\$250M	1200	1975	DEF Holdings	DEF Manufacturing		Competitor Y	DEF focuses on high-quality manufacturing and distribution.
1003	GHI INC	789 PINE AVE	CHICAGO	IL	60601	312 555 9012		www.ghiinc.com	Finance	Public	\$500M	800	1990	GHI Financial Group	GHI Capital Services		Competitor Z	GHI provides comprehensive financial services to individuals and businesses.
1004	JKL LLC	321 OAK ST	AUSTIN	TX	78701	512 555 3456		www.jkl.com	Retail	Private	\$75M	300	2000	JKL Retail Group	JKL Retail Stores		Competitor A	JKL operates a chain of specialty retail stores.
1005	MNO LTD	654 BROADWAY	NEW YORK	NY	10012	212 555 7890		www.mnoltd.com	Healthcare	Public	\$150M	600	1985	MNO Health Systems	MNO Clinical Services		Competitor B	MNO is a major player in the healthcare industry.

Year	Country	City	Event Name	Category	Discipline	Event Type	Year	Country	City	Event Name	Category	Discipline	Event Type	Year	Country	City	Event Name	Category	Discipline	Event Type	Year	Country	City	Event Name	Category	Discipline	Event Type
2015	Russia	Sotchi	Sotchi 2014 Winter Olympics	Winter	Alpine Skiing	Men's Downhill	2015	Russia	Sotchi	Sotchi 2014 Winter Olympics	Winter	Alpine Skiing	Women's Downhill	2015	Russia	Sotchi	Sotchi 2014 Winter Olympics	Winter	Alpine Skiing	Men's Super-G	2015	Russia	Sotchi	Sotchi 2014 Winter Olympics	Winter	Alpine Skiing	Women's Super-G



















Year	Company Name	Country	Industry	Revenue (USD)	Employees	Market Cap (USD)	Stock Exchange	Website	CEO	Chairman	Year Founded	Headquarters	Global Presence	Key Products/Services	Competitors	Partners	Investors	ESG Rating	Other Info
2000	Alibaba Group Holding Limited	China	E-commerce	15.0	10,000	100.0	NYSE	www.alibaba.com	Jack Ma	Joe Tsai	1999	Hangzhou, China	Global	Alibaba.com, Taobao.com, Tmall.com	Amazon.com, eBay Inc.	China Mobile	SoftBank Group Corp.	A-	Publicly traded
2001	Microsoft Corporation	USA	Software	20.0	15,000	200.0	NASDAQ	www.microsoft.com	Bill Gates	Steve Ballmer	1981	Redmond, WA	Global	Microsoft Office, Windows, Xbox	Apple Inc., Oracle Corporation	Intel Corporation	Private Equity	A+	Publicly traded
2002	Amazon.com, Inc.	USA	E-commerce	10.0	5,000	50.0	NASDAQ	www.amazon.com	Jeff Bezos	David H. Foran	1994	Seattle, WA	Global	Amazon.com, Amazon Prime	Walmart.com, eBay Inc.	Google LLC	Private Equity	A-	Publicly traded
2003	Google Inc.	USA	Technology	15.0	10,000	100.0	NASDAQ	www.google.com	Larry Page	Sergey Brin	1998	Mountain View, CA	Global	Google Search, Gmail, YouTube	Microsoft Corporation, Facebook Inc.	Intel Corporation	Private Equity	A+	Publicly traded
2004	Facebook Inc.	USA	Technology	5.0	2,000	5.0	NASDAQ	www.facebook.com	Mark Zuckerberg	Chris Hughes	2004	Foster City, CA	Global	Facebook	Google Inc., Microsoft Corporation	Intel Corporation	Private Equity	A-	Publicly traded
2005	Apple Inc.	USA	Technology	10.0	5,000	100.0	NASDAQ	www.apple.com	Steve Jobs	Tim Cook	1976	Cupertino, CA	Global	iPhone, iPad, Mac	Microsoft Corporation, Samsung Electronics	Intel Corporation	Private Equity	A+	Publicly traded
2006	LinkedIn Corporation	USA	Technology	2.0	1,000	2.0	NASDAQ	www.linkedin.com	Jeffrey Pfeffer	Eric Schmidt	2002	Sunnyvale, CA	Global	LinkedIn	Microsoft Corporation, Facebook Inc.	Intel Corporation	Private Equity	A-	Publicly traded
2007	Twitter, Inc.	USA	Technology	1.0	500	1.0	NASDAQ	www.twitter.com	Jack Dorsey	David Sacks	2006	San Francisco, CA	Global	Twitter	Microsoft Corporation, Facebook Inc.	Intel Corporation	Private Equity	A-	Publicly traded
2008	Spotify AB	Sweden	Technology	1.0	500	1.0	NASDAQ	www.spotify.com	Dan Fraim	Jonas Edvardzon	2006	Stockholm, Sweden	Global	Spotify	Microsoft Corporation, Facebook Inc.	Intel Corporation	Private Equity	A-	Publicly traded
2009	Dropbox, Inc.	USA	Technology	1.0	500	1.0	NASDAQ	www.dropbox.com	Drew Houston	Aravind Srinivasan	2007	San Francisco, CA	Global	Dropbox	Microsoft Corporation, Facebook Inc.	Intel Corporation	Private Equity	A-	Publicly traded
2010	Slack Technologies, Inc.	USA	Technology	1.0	500	1.0	NASDAQ	www.slack.com	Stewart Hogg	Eric Schmidt	2009	San Francisco, CA	Global	Slack	Microsoft Corporation, Facebook Inc.	Intel Corporation	Private Equity	A-	Publicly traded
2011	Zoom Video Communications, Inc.	USA	Technology	1.0	500	1.0	NASDAQ	www.zoom.us	Vanessa Kagan	Eric Schmidt	2011	Sunnyvale, CA	Global	Zoom	Microsoft Corporation, Facebook Inc.	Intel Corporation	Private Equity	A-	Publicly traded
2012	Uber Technologies, Inc.	USA	Transportation	1.0	500	1.0	NASDAQ	www.uber.com	Travis Kalanick	Garrett Camp	2009	San Francisco, CA	Global	Uber	Microsoft Corporation, Facebook Inc.	Intel Corporation	Private Equity	A-	Publicly traded
2013	Lyft, Inc.	USA	Transportation	1.0	500	1.0	NASDAQ	www.lyft.com	John Zimmer	Logan Green	2012	San Francisco, CA	Global	Lyft	Microsoft Corporation, Facebook Inc.	Intel Corporation	Private Equity	A-	Publicly traded
2014	Twitter, Inc.	USA	Technology	1.0	500	1.0	NASDAQ	www.twitter.com	Jack Dorsey	David Sacks	2006	San Francisco, CA	Global	Twitter	Microsoft Corporation, Facebook Inc.	Intel Corporation	Private Equity	A-	Publicly traded
2015	Twitter, Inc.	USA	Technology	1.0	500	1.0	NASDAQ	www.twitter.com	Jack Dorsey	David Sacks	2006	San Francisco, CA	Global	Twitter	Microsoft Corporation, Facebook Inc.	Intel Corporation	Private Equity	A-	Publicly traded
2016	Twitter, Inc.	USA	Technology	1.0	500	1.0	NASDAQ	www.twitter.com	Jack Dorsey	David Sacks	2006	San Francisco, CA	Global	Twitter	Microsoft Corporation, Facebook Inc.	Intel Corporation	Private Equity	A-	Publicly traded
2017	Twitter, Inc.	USA	Technology	1.0	500	1.0	NASDAQ	www.twitter.com	Jack Dorsey	David Sacks	2006	San Francisco, CA	Global	Twitter	Microsoft Corporation, Facebook Inc.	Intel Corporation	Private Equity	A-	Publicly traded
2018	Twitter, Inc.	USA	Technology	1.0	500	1.0	NASDAQ	www.twitter.com	Jack Dorsey	David Sacks	2006	San Francisco, CA	Global	Twitter	Microsoft Corporation, Facebook Inc.	Intel Corporation	Private Equity	A-	Publicly traded
2019	Twitter, Inc.	USA	Technology	1.0	500	1.0	NASDAQ	www.twitter.com	Jack Dorsey	David Sacks	2006	San Francisco, CA	Global	Twitter	Microsoft Corporation, Facebook Inc.	Intel Corporation	Private Equity	A-	Publicly traded
2020	Twitter, Inc.	USA	Technology	1.0	500	1.0	NASDAQ	www.twitter.com	Jack Dorsey	David Sacks	2006	San Francisco, CA	Global	Twitter	Microsoft Corporation, Facebook Inc.	Intel Corporation	Private Equity	A-	Publicly traded
2021	Twitter, Inc.	USA	Technology	1.0	500	1.0	NASDAQ	www.twitter.com	Jack Dorsey	David Sacks	2006	San Francisco, CA	Global	Twitter	Microsoft Corporation, Facebook Inc.	Intel Corporation	Private Equity	A-	Publicly traded
2022	Twitter, Inc.	USA	Technology	1.0	500	1.0	NASDAQ	www.twitter.com	Jack Dorsey	David Sacks	2006	San Francisco, CA	Global	Twitter	Microsoft Corporation, Facebook Inc.	Intel Corporation	Private Equity	A-	Publicly traded
2023	Twitter, Inc.	USA	Technology	1.0	500	1.0	NASDAQ	www.twitter.com	Jack Dorsey	David Sacks	2006	San Francisco, CA	Global	Twitter	Microsoft Corporation, Facebook Inc.	Intel Corporation	Private Equity	A-	Publicly traded
2024	Twitter, Inc.	USA	Technology	1.0	500	1.0	NASDAQ	www.twitter.com	Jack Dorsey	David Sacks	2006	San Francisco, CA	Global	Twitter	Microsoft Corporation, Facebook Inc.	Intel Corporation	Private Equity	A-	Publicly traded



Year	Company	Country	Revenue	Profit	Employees	Market	Industry	Description	Year	Company	Country	Revenue	Profit	Employees	Market	Industry	Description
2001	Alcoa	USA	15,316	1,841	27,000	Aluminum	Aluminum	Aluminum production	2001	Alcoa	USA	15,316	1,841	27,000	Aluminum	Aluminum	Aluminum production
2002	Alcoa	USA	14,734	1,747	27,000	Aluminum	Aluminum	Aluminum production	2002	Alcoa	USA	14,734	1,747	27,000	Aluminum	Aluminum	Aluminum production
2003	Alcoa	USA	13,811	1,630	27,000	Aluminum	Aluminum	Aluminum production	2003	Alcoa	USA	13,811	1,630	27,000	Aluminum	Aluminum	Aluminum production
2004	Alcoa	USA	13,450	1,540	27,000	Aluminum	Aluminum	Aluminum production	2004	Alcoa	USA	13,450	1,540	27,000	Aluminum	Aluminum	Aluminum production
2005	Alcoa	USA	13,177	1,467	27,000	Aluminum	Aluminum	Aluminum production	2005	Alcoa	USA	13,177	1,467	27,000	Aluminum	Aluminum	Aluminum production
2006	Alcoa	USA	12,842	1,404	27,000	Aluminum	Aluminum	Aluminum production	2006	Alcoa	USA	12,842	1,404	27,000	Aluminum	Aluminum	Aluminum production
2007	Alcoa	USA	12,571	1,351	27,000	Aluminum	Aluminum	Aluminum production	2007	Alcoa	USA	12,571	1,351	27,000	Aluminum	Aluminum	Aluminum production
2008	Alcoa	USA	12,235	1,307	27,000	Aluminum	Aluminum	Aluminum production	2008	Alcoa	USA	12,235	1,307	27,000	Aluminum	Aluminum	Aluminum production
2009	Alcoa	USA	11,875	1,272	27,000	Aluminum	Aluminum	Aluminum production	2009	Alcoa	USA	11,875	1,272	27,000	Aluminum	Aluminum	Aluminum production
2010	Alcoa	USA	11,511	1,246	27,000	Aluminum	Aluminum	Aluminum production	2010	Alcoa	USA	11,511	1,246	27,000	Aluminum	Aluminum	Aluminum production
2011	Alcoa	USA	11,143	1,219	27,000	Aluminum	Aluminum	Aluminum production	2011	Alcoa	USA	11,143	1,219	27,000	Aluminum	Aluminum	Aluminum production
2012	Alcoa	USA	10,772	1,192	27,000	Aluminum	Aluminum	Aluminum production	2012	Alcoa	USA	10,772	1,192	27,000	Aluminum	Aluminum	Aluminum production
2013	Alcoa	USA	10,400	1,165	27,000	Aluminum	Aluminum	Aluminum production	2013	Alcoa	USA	10,400	1,165	27,000	Aluminum	Aluminum	Aluminum production
2014	Alcoa	USA	10,028	1,138	27,000	Aluminum	Aluminum	Aluminum production	2014	Alcoa	USA	10,028	1,138	27,000	Aluminum	Aluminum	Aluminum production
2015	Alcoa	USA	9,656	1,111	27,000	Aluminum	Aluminum	Aluminum production	2015	Alcoa	USA	9,656	1,111	27,000	Aluminum	Aluminum	Aluminum production
2016	Alcoa	USA	9,284	1,084	27,000	Aluminum	Aluminum	Aluminum production	2016	Alcoa	USA	9,284	1,084	27,000	Aluminum	Aluminum	Aluminum production
2017	Alcoa	USA	8,912	1,057	27,000	Aluminum	Aluminum	Aluminum production	2017	Alcoa	USA	8,912	1,057	27,000	Aluminum	Aluminum	Aluminum production
2018	Alcoa	USA	8,540	1,030	27,000	Aluminum	Aluminum	Aluminum production	2018	Alcoa	USA	8,540	1,030	27,000	Aluminum	Aluminum	Aluminum production
2019	Alcoa	USA	8,168	1,003	27,000	Aluminum	Aluminum	Aluminum production	2019	Alcoa	USA	8,168	1,003	27,000	Aluminum	Aluminum	Aluminum production
2020	Alcoa	USA	7,796	976	27,000	Aluminum	Aluminum	Aluminum production	2020	Alcoa	USA	7,796	976	27,000	Aluminum	Aluminum	Aluminum production
2021	Alcoa	USA	7,424	949	27,000	Aluminum	Aluminum	Aluminum production	2021	Alcoa	USA	7,424	949	27,000	Aluminum	Aluminum	Aluminum production
2022	Alcoa	USA	7,052	922	27,000	Aluminum	Aluminum	Aluminum production	2022	Alcoa	USA	7,052	922	27,000	Aluminum	Aluminum	Aluminum production
2023	Alcoa	USA	6,680	895	27,000	Aluminum	Aluminum	Aluminum production	2023	Alcoa	USA	6,680	895	27,000	Aluminum	Aluminum	Aluminum production
2024	Alcoa	USA	6,308	868	27,000	Aluminum	Aluminum	Aluminum production	2024	Alcoa	USA	6,308	868	27,000	Aluminum	Aluminum	Aluminum production



























A large grid of graph paper with 20 columns and 50 rows. The grid is composed of small squares. There are two small, faint rectangular marks on the left side of the grid, one near the top and one near the bottom.














































Table with 20 columns and 30 rows. The table is mostly empty, with a few small text labels in the bottom-left corner: "Date", "Page", "Page", "Page", "Page", "Page", "Page", and "Page".

