


ID	Company Name	Address	City	State	Country	Phone	Fax	Website	Industry	Employees	Revenue	Profit	Assets	Liabilities	Equity	Debt	Rating	Notes
1	ABC Corp	123 Main St	New York	NY	USA	212-555-1234		www.abc.com	Technology	50	\$10M	\$2M	\$5M	\$3M	\$5M	\$2M	A	Publicly traded
2	DEF Inc	456 Elm St	Los Angeles	CA	USA	310-555-5678		www.def.com	Manufacturing	100	\$20M	\$4M	\$10M	\$8M	\$10M	\$5M	B	Private
3	GHI LLC	789 Oak St	Chicago	IL	USA	312-555-9012		www.ghi.com	Retail	200	\$30M	\$6M	\$15M	\$12M	\$15M	\$10M	C	Partnership
4	JKL Corp	101 Pine St	San Francisco	CA	USA	415-555-3456		www.jkl.com	Finance	75	\$15M	\$3M	\$7M	\$6M	\$7M	\$3M	A+	Publicly traded
5	MNO Inc	202 Cedar St	Houston	TX	USA	281-555-7890		www.mno.com	Energy	150	\$25M	\$5M	\$12M	\$10M	\$12M	\$7M	B+	Private
6	PQR LLC	303 Birch St	Phoenix	AZ	USA	602-555-1122		www.pqr.com	Real Estate	80	\$18M	\$3.5M	\$8M	\$7M	\$8M	\$4M	C+	Partnership
7	STU Corp	404 Spruce St	Seattle	WA	USA	206-555-3344		www.stu.com	Software	60	\$12M	\$2.5M	\$5M	\$4M	\$5M	\$2.5M	A-	Private
8	VWX Inc	505 Ash St	Denver	CO	USA	303-555-5566		www.vwx.com	Healthcare	90	\$22M	\$4.5M	\$10M	\$9M	\$10M	\$6M	B+	Publicly traded
9	YZA LLC	606 Hickory St	Portland	OR	USA	503-555-7788		www.yza.com	Food & Beverage	110	\$24M	\$5M	\$11M	\$10M	\$11M	\$7M	B-	Partnership
10	BCD Corp	707 Walnut St	San Diego	CA	USA	619-555-9900		www.bcd.com	Telecommunications	130	\$28M	\$6M	\$13M	\$12M	\$13M	\$8M	B+	Publicly traded

Year	Company Name	Country	Industry	Revenue (USD)	Employees	Market Cap (USD)	Website	CEO	Chairman	Board Members	Key Products/Services	Key Financial Ratios	Key Risks	Key Opportunities	Key Challenges	Key Milestones	Key Partnerships	Key Competitors	Key Stakeholders	Key Analysts	Key Investors	Key Suppliers	Key Customers	Key Vendors	Key Distributors	Key Channels	Key Regions	Key Markets	Key Segments	Key Brands	Key Licenses	Key Patents	Key Trademarks	Key Assets	Key Liabilities	Key Equity	Key Debt	Key Cash	Key Inventory	Key Receivables	Key Payables	Key Taxes	Key Expenses	Key Income	Key Profit	Key Loss	Key Net Income	Key Earnings Per Share	Key Dividend	Key Payout Ratio	Key Beta	Key Volatility	Key Correlation	Key Sharpe Ratio	Key Sortino Ratio	Key Treynor Ratio	Key Jensen's Alpha	Key Information Ratio	Key Tracking Error	Key Tracking Error (Std Dev)	Key Tracking Error (Max)	Key Tracking Error (Min)	Key Tracking Error (Range)	Key Tracking Error (Mean)	Key Tracking Error (Median)	Key Tracking Error (Mode)	Key Tracking Error (Skewness)	Key Tracking Error (Kurtosis)	Key Tracking Error (Jarvis-Berger)	Key Tracking Error (Gini)	Key Tracking Error (Hill-Slopes)	Key Tracking Error (Hill-Slopes (2))	Key Tracking Error (Hill-Slopes (3))	Key Tracking Error (Hill-Slopes (4))	Key Tracking Error (Hill-Slopes (5))	Key Tracking Error (Hill-Slopes (6))	Key Tracking Error (Hill-Slopes (7))	Key Tracking Error (Hill-Slopes (8))	Key Tracking Error (Hill-Slopes (9))	Key Tracking Error (Hill-Slopes (10))	Key Tracking Error (Hill-Slopes (11))	Key Tracking Error (Hill-Slopes (12))	Key Tracking Error (Hill-Slopes (13))	Key Tracking Error (Hill-Slopes (14))	Key Tracking Error (Hill-Slopes (15))	Key Tracking Error (Hill-Slopes (16))	Key Tracking Error (Hill-Slopes (17))	Key Tracking Error (Hill-Slopes (18))	Key Tracking Error (Hill-Slopes (19))	Key Tracking Error (Hill-Slopes (20))	Key Tracking Error (Hill-Slopes (21))	Key Tracking Error (Hill-Slopes (22))	Key Tracking Error (Hill-Slopes (23))	Key Tracking Error (Hill-Slopes (24))	Key Tracking Error (Hill-Slopes (25))	Key Tracking Error (Hill-Slopes (26))	Key Tracking Error (Hill-Slopes (27))	Key Tracking Error (Hill-Slopes (28))	Key Tracking Error (Hill-Slopes (29))	Key Tracking Error (Hill-Slopes (30))	Key Tracking Error (Hill-Slopes (31))	Key Tracking Error (Hill-Slopes (32))	Key Tracking Error (Hill-Slopes (33))	Key Tracking Error (Hill-Slopes (34))	Key Tracking Error (Hill-Slopes (35))	Key Tracking Error (Hill-Slopes (36))	Key Tracking Error (Hill-Slopes (37))	Key Tracking Error (Hill-Slopes (38))	Key Tracking Error (Hill-Slopes (39))	Key Tracking Error (Hill-Slopes (40))	Key Tracking Error (Hill-Slopes (41))	Key Tracking Error (Hill-Slopes (42))	Key Tracking Error (Hill-Slopes (43))	Key Tracking Error (Hill-Slopes (44))	Key Tracking Error (Hill-Slopes (45))	Key Tracking Error (Hill-Slopes (46))	Key Tracking Error (Hill-Slopes (47))	Key Tracking Error (Hill-Slopes (48))	Key Tracking Error (Hill-Slopes (49))	Key Tracking Error (Hill-Slopes (50))	Key Tracking Error (Hill-Slopes (51))	Key Tracking Error (Hill-Slopes (52))	Key Tracking Error (Hill-Slopes (53))	Key Tracking Error (Hill-Slopes (54))	Key Tracking Error (Hill-Slopes (55))	Key Tracking Error (Hill-Slopes (56))	Key Tracking Error (Hill-Slopes (57))	Key Tracking Error (Hill-Slopes (58))	Key Tracking Error (Hill-Slopes (59))	Key Tracking Error (Hill-Slopes (60))	Key Tracking Error (Hill-Slopes (61))	Key Tracking Error (Hill-Slopes (62))	Key Tracking Error (Hill-Slopes (63))	Key Tracking Error (Hill-Slopes (64))	Key Tracking Error (Hill-Slopes (65))	Key Tracking Error (Hill-Slopes (66))	Key Tracking Error (Hill-Slopes (67))	Key Tracking Error (Hill-Slopes (68))	Key Tracking Error (Hill-Slopes (69))	Key Tracking Error (Hill-Slopes (70))	Key Tracking Error (Hill-Slopes (71))	Key Tracking Error (Hill-Slopes (72))	Key Tracking Error (Hill-Slopes (73))	Key Tracking Error (Hill-Slopes (74))	Key Tracking Error (Hill-Slopes (75))	Key Tracking Error (Hill-Slopes (76))	Key Tracking Error (Hill-Slopes (77))	Key Tracking Error (Hill-Slopes (78))	Key Tracking Error (Hill-Slopes (79))	Key Tracking Error (Hill-Slopes (80))	Key Tracking Error (Hill-Slopes (81))	Key Tracking Error (Hill-Slopes (82))	Key Tracking Error (Hill-Slopes (83))	Key Tracking Error (Hill-Slopes (84))	Key Tracking Error (Hill-Slopes (85))	Key Tracking Error (Hill-Slopes (86))	Key Tracking Error (Hill-Slopes (87))	Key Tracking Error (Hill-Slopes (88))	Key Tracking Error (Hill-Slopes (89))	Key Tracking Error (Hill-Slopes (90))	Key Tracking Error (Hill-Slopes (91))	Key Tracking Error (Hill-Slopes (92))	Key Tracking Error (Hill-Slopes (93))	Key Tracking Error (Hill-Slopes (94))	Key Tracking Error (Hill-Slopes (95))	Key Tracking Error (Hill-Slopes (96))	Key Tracking Error (Hill-Slopes (97))	Key Tracking Error (Hill-Slopes (98))	Key Tracking Error (Hill-Slopes (99))	Key Tracking Error (Hill-Slopes (100))	
2014	Apple Inc.	USA	Technology	176.0	140,000	748.0	apple.com	Tim Cook	Alton S. Davis	Jeff Williams, Lisa Jackson, Luca Maestri, Scott Cook, Jeffrey E. Labrecque, James L. Smith, Timothy D. Cook	iPhone, iPad, Mac, Apple Watch, Apple TV	Revenue: 176.0, Net Income: 59.7, EPS: 4.57	Market Cap: 748.0, P/E: 13.2	Competition, Regulatory, Supply Chain	AI, AR, VR, Cloud Services	Supply Chain Disruptions	Product Diversification	Partnerships with Content Providers	Microsoft, Amazon, Google	Investors: Institutional, Retail	Suppliers: Component Manufacturers	Customers: Global Consumer Base	Analysts: Wall Street Firms	Investors: Venture Capital, Hedge Funds	Suppliers: Raw Materials	Customers: Enterprise, Government	Channels: Retail, Online	Regions: North America, Europe, Asia	Markets: Consumer Electronics, Services	Segments: Hardware, Software, Services	Brands: Apple	Licenses: App Store, iTunes	Patents: Patented Design, Software	Trademarks: Apple Logo, iPhone	Assets: Intellectual Property, Cash	Liabilities: Debt, Accounts Payable	Equity: Common Stock	Debt: Corporate Bonds	Cash: Cash Reserves	Inventory: Inventory	Receivables: Accounts Receivable	Payables: Accounts Payable	Taxes: Corporate Taxes	Expenses: R&D, Marketing	Income: Operating Income	Profit: Net Income	Loss: None	Net Income: 59.7	EPS: 4.57	Dividend: 0.82	Payout Ratio: 18%	Beta: 1.2	Volatility: 25%	Correlation: 0.8	Sharpe Ratio: 1.5	Sortino Ratio: 1.8	Treynor Ratio: 0.05	Jensen's Alpha: 0.02	Information Ratio: 0.01	Tracking Error: 0.05	Tracking Error (Std Dev): 0.02	Tracking Error (Max): 0.1	Tracking Error (Min): -0.05	Tracking Error (Range): 0.15	Tracking Error (Mean): 0.01	Tracking Error (Median): 0.01	Tracking Error (Mode): 0.01	Tracking Error (Skewness): 0.01	Tracking Error (Kurtosis): 0.01	Tracking Error (Jarvis-Berger): 0.01	Tracking Error (Gini): 0.01	Tracking Error (Hill-Slopes): 0.01	Tracking Error (Hill-Slopes (2)): 0.01	Tracking Error (Hill-Slopes (3)): 0.01	Tracking Error (Hill-Slopes (4)): 0.01	Tracking Error (Hill-Slopes (5)): 0.01	Tracking Error (Hill-Slopes (6)): 0.01	Tracking Error (Hill-Slopes (7)): 0.01	Tracking Error (Hill-Slopes (8)): 0.01	Tracking Error (Hill-Slopes (9)): 0.01	Tracking Error (Hill-Slopes (10)): 0.01	Tracking Error (Hill-Slopes (11)): 0.01	Tracking Error (Hill-Slopes (12)): 0.01	Tracking Error (Hill-Slopes (13)): 0.01	Tracking Error (Hill-Slopes (14)): 0.01	Tracking Error (Hill-Slopes (15)): 0.01	Tracking Error (Hill-Slopes (16)): 0.01	Tracking Error (Hill-Slopes (17)): 0.01	Tracking Error (Hill-Slopes (18)): 0.01	Tracking Error (Hill-Slopes (19)): 0.01	Tracking Error (Hill-Slopes (20)): 0.01	Tracking Error (Hill-Slopes (21)): 0.01	Tracking Error (Hill-Slopes (22)): 0.01	Tracking Error (Hill-Slopes (23)): 0.01	Tracking Error (Hill-Slopes (24)): 0.01	Tracking Error (Hill-Slopes (25)): 0.01	Tracking Error (Hill-Slopes (26)): 0.01	Tracking Error (Hill-Slopes (27)): 0.01	Tracking Error (Hill-Slopes (28)): 0.01	Tracking Error (Hill-Slopes (29)): 0.01	Tracking Error (Hill-Slopes (30)): 0.01	Tracking Error (Hill-Slopes (31)): 0.01	Tracking Error (Hill-Slopes (32)): 0.01	Tracking Error (Hill-Slopes (33)): 0.01	Tracking Error (Hill-Slopes (34)): 0.01	Tracking Error (Hill-Slopes (35)): 0.01	Tracking Error (Hill-Slopes (36)): 0.01	Tracking Error (Hill-Slopes (37)): 0.01	Tracking Error (Hill-Slopes (38)): 0.01	Tracking Error (Hill-Slopes (39)): 0.01	Tracking Error (Hill-Slopes (40)): 0.01	Tracking Error (Hill-Slopes (41)): 0.01	Tracking Error (Hill-Slopes (42)): 0.01	Tracking Error (Hill-Slopes (43)): 0.01	Tracking Error (Hill-Slopes (44)): 0.01	Tracking Error (Hill-Slopes (45)): 0.01	Tracking Error (Hill-Slopes (46)): 0.01	Tracking Error (Hill-Slopes (47)): 0.01	Tracking Error (Hill-Slopes (48)): 0.01	Tracking Error (Hill-Slopes (49)): 0.01	Tracking Error (Hill-Slopes (50)): 0.01	Tracking Error (Hill-Slopes (51)): 0.01	Tracking Error (Hill-Slopes (52)): 0.01	Tracking Error (Hill-Slopes (53)): 0.01	Tracking Error (Hill-Slopes (54)): 0.01	Tracking Error (Hill-Slopes (55)): 0.01	Tracking Error (Hill-Slopes (56)): 0.01	Tracking Error (Hill-Slopes (57)): 0.01	Tracking Error (Hill-Slopes (58)): 0.01	Tracking Error (Hill-Slopes (59)): 0.01	Tracking Error (Hill-Slopes (60)): 0.01	Tracking Error (Hill-Slopes (61)): 0.01	Tracking Error (Hill-Slopes (62)): 0.01	Tracking Error (Hill-Slopes (63)): 0.01	Tracking Error (Hill-Slopes (64)): 0.01	Tracking Error (Hill-Slopes (65)): 0.01	Tracking Error (Hill-Slopes (66)): 0.01	Tracking Error (Hill-Slopes (67)): 0.01	Tracking Error (Hill-Slopes (68)): 0.01	Tracking Error (Hill-Slopes (69)): 0.01	Tracking Error (Hill-Slopes (70)): 0.01	Tracking Error (Hill-Slopes (71)): 0.01	Tracking Error (Hill-Slopes (72)): 0.01	Tracking Error (Hill-Slopes (73)): 0.01	Tracking Error (Hill-Slopes (74)): 0.01	Tracking Error (Hill-Slopes (75)): 0.01	Tracking Error (Hill-Slopes (76)): 0.01	Tracking Error (Hill-Slopes (77)): 0.01	Tracking Error (Hill-Slopes (78)): 0.01	Tracking Error (Hill-Slopes (79)): 0.01	Tracking Error (Hill-Slopes (80)): 0.01	Tracking Error (Hill-Slopes (81)): 0.01	Tracking Error (Hill-Slopes (82)): 0.01	Tracking Error (Hill-Slopes (83)): 0.01	Tracking Error (Hill-Slopes (84)): 0.01	Tracking Error (Hill-Slopes (85)): 0.01	Tracking Error (Hill-Slopes (86)): 0.01	Tracking Error (Hill-Slopes (87)): 0.01	Tracking Error (Hill-Slopes (88)): 0.01	Tracking Error (Hill-Slopes (89)): 0.01	Tracking Error (Hill-Slopes (90)): 0.01	Tracking Error (Hill-Slopes (91)): 0.01	Tracking Error (Hill-Slopes (92)): 0.01	Tracking Error (Hill-Slopes (93)): 0.01	Tracking Error (Hill-Slopes (94)): 0.01	Tracking Error (Hill-Slopes (95)): 0.01	Tracking Error (Hill-Slopes (96)): 0.01	Tracking Error (Hill-Slopes (97)): 0.01	Tracking Error (Hill-Slopes (98)): 0.01	Tracking Error (Hill-Slopes (99)): 0.01	Tracking Error (Hill-Slopes (100)): 0.01


Year	Company Name	Country	Category	Revenue (USD)	Profit (USD)	Employees	Market Cap (USD)	Website	CEO	Industry	Region	Other Info
2018	Apple Inc.	USA	Technology	225.93	69.70	161,000	747.16	apple.com	Tim Cook	Consumer Electronics	North America	NASDAQ: AAPL
2018	Microsoft Corporation	USA	Technology	165.50	51.70	131,000	684.40	microsoft.com	Satya Nadella	Software	North America	NASDAQ: MSFT
2018	Amazon.com, Inc.	USA	Technology	177.86	30.13	754,000	323.10	amazon.com	Jeff Bezos	Online Retail	North America	NASDAQ: AMZN
2018	Alphabet Inc.	USA	Technology	159.09	47.53	74,000	648.10	google.com	Sundar Pichai	Search Engines	North America	NASDAQ: GOOGL
2018	Facebook, Inc.	USA	Technology	119.29	28.00	54,000	243.10	facebook.com	Mark Zuckerberg	Social Media	North America	NASDAQ: FB
2018	Twitter, Inc.	USA	Technology	5.41	1.33	13,000	31.20	twitter.com	Dick Costolo	Social Media	North America	NYSE: TWTR
2018	LinkedIn Corporation	USA	Technology	4.45	1.10	10,000	23.40	linkedin.com	Jay Byrnes	Professional Network	North America	NYSE: LNKD
2018	Dropbox, Inc.	USA	Technology	2.17	0.50	7,000	10.30	dropbox.com	Drew Houston	Cloud Storage	North America	NASDAQ: DBOX
2018	Slack Technologies, Inc.	USA	Technology	1.17	0.25	4,000	4.10	slack.com	Stewart Butterfield	Productivity Tools	North America	NASDAQ: SLCK
2018	Zoom Video Communications, Inc.	USA	Technology	0.88	0.18	3,000	1.90	zoom.us	Vanessa Rosen	Video Conferencing	North America	NASDAQ: ZM
2018	Okta, Inc.	USA	Technology	0.85	0.15	2,000	1.00	okta.com	Timothy J. Gilmer	Identity Management	North America	NASDAQ: OKTA
2018	SendGrid, Inc.	USA	Technology	0.75	0.10	2,000	0.70	sendgrid.com	John W. Montgomery	Email Marketing	North America	NASDAQ: SEND
2018	Twilio, Inc.	USA	Technology	0.68	0.10	2,000	0.60	twilio.com	John W. Dineley	Cloud Communications	North America	NASDAQ: TWLO
2018	PagerDuty, Inc.	USA	Technology	0.65	0.08	1,000	0.50	pagerduty.com	David Guck	IT Operations	North America	NASDAQ: PD
2018	NetScout Systems, Inc.	USA	Technology	0.60	0.08	1,000	0.40	net-scout.com	John C. Wren	Network Monitoring	North America	NASDAQ: NSCT
2018	Cloudflare, Inc.	USA	Technology	0.55	0.08	1,000	0.30	cloudflare.com	Lee Clavier	Content Delivery Network	North America	NASDAQ: CLFD
2018	Auth0, Inc.	USA	Technology	0.50	0.07	1,000	0.25	auth0.com	David S. Kramer	Identity Management	North America	NASDAQ: AUTH
2018	Sendinblue, Inc.	USA	Technology	0.45	0.06	1,000	0.20	sendinblue.com	Philippe Brette	Email Marketing	North America	NASDAQ: SINB
2018	MailChimp, Inc.	USA	Technology	0.40	0.05	1,000	0.15	mailchimp.com	Ben Lerner	Email Marketing	North America	NASDAQ: MAIL
2018	SendGrid, Inc.	USA	Technology	0.35	0.04	1,000	0.10	sendgrid.com	John W. Montgomery	Email Marketing	North America	NASDAQ: SEND
2018	Sendinblue, Inc.	USA	Technology	0.30	0.03	1,000	0.05	sendinblue.com	Philippe Brette	Email Marketing	North America	NASDAQ: SINB
2018	MailChimp, Inc.	USA	Technology	0.25	0.02	1,000	0.02	mailchimp.com	Ben Lerner	Email Marketing	North America	NASDAQ: MAIL
2018	SendGrid, Inc.	USA	Technology	0.20	0.01	1,000	0.01	sendgrid.com	John W. Montgomery	Email Marketing	North America	NASDAQ: SEND
2018	Sendinblue, Inc.	USA	Technology	0.15	0.00	1,000	0.00	sendinblue.com	Philippe Brette	Email Marketing	North America	NASDAQ: SINB
2018	MailChimp, Inc.	USA	Technology	0.10	0.00	1,000	0.00	mailchimp.com	Ben Lerner	Email Marketing	North America	NASDAQ: MAIL
2018	SendGrid, Inc.	USA	Technology	0.05	0.00	1,000	0.00	sendgrid.com	John W. Montgomery	Email Marketing	North America	NASDAQ: SEND
2018	Sendinblue, Inc.	USA	Technology	0.00	0.00	1,000	0.00	sendinblue.com	Philippe Brette	Email Marketing	North America	NASDAQ: SINB


ID	Name	Category	Sub-Category	Location	Address	City	State	Zip	Phone	Fax	Website	Year	Area	Code	Notes
1001	ABC Company	Construction	General	123 Main St	Anytown, CA	90001	CA	555-123-4567				2000	1001	1001	ABC Company
1002	XYZ Corporation	Manufacturing	Automotive	456 Industrial Blvd	Anytown, CA	90002	CA	555-987-6543				2001	1002	1002	XYZ Corporation
1003	DEF Enterprises	Retail	Department Store	789 Retail Center	Anytown, CA	90003	CA	555-234-5678				2002	1003	1003	DEF Enterprises
1004	GHI Services	Professional	Consulting	321 Service Plaza	Anytown, CA	90004	CA	555-345-6789				2003	1004	1004	GHI Services
1005	JKL Industries	Technology	Software	654 Tech Park	Anytown, CA	90005	CA	555-456-7890				2004	1005	1005	JKL Industries
1006	MNO Logistics	Transportation	Freight	987 Logistics Way	Anytown, CA	90006	CA	555-567-8901				2005	1006	1006	MNO Logistics
1007	PQR Energy	Energy	Renewable	210 Energy Dr	Anytown, CA	90007	CA	555-678-9012				2006	1007	1007	PQR Energy
1008	STU Financial	Finance	Banking	543 Finance St	Anytown, CA	90008	CA	555-789-0123				2007	1008	1008	STU Financial
1009	VWX Healthcare	Healthcare	Hospital	876 Healthcare Ave	Anytown, CA	90009	CA	555-890-1234				2008	1009	1009	VWX Healthcare
1010	YZA Education	Education	School	109 Education Ln	Anytown, CA	90010	CA	555-901-2345				2009	1010	1010	YZA Education
1011	BCD Media	Media	Advertising	432 Media Blvd	Anytown, CA	90011	CA	555-012-3456				2010	1011	1011	BCD Media
1012	EFG Real Estate	Real Estate	Brokerage	765 Real Estate Dr	Anytown, CA	90012	CA	555-123-4567				2011	1012	1012	EFG Real Estate
1013	HIJ Insurance	Insurance	Life	098 Insurance Way	Anytown, CA	90013	CA	555-234-5678				2012	1013	1013	HIJ Insurance
1014	KLM Telecommunications	Telecommunications	Internet	321 Telecom St	Anytown, CA	90014	CA	555-345-6789				2013	1014	1014	KLM Telecommunications
1015	NOP Aerospace	Aerospace	Aviation	654 Aerospace Pkwy	Anytown, CA	90015	CA	555-456-7890				2014	1015	1015	NOP Aerospace
1016	QRS Defense	Defense	Military	987 Defense Ave	Anytown, CA	90016	CA	555-567-8901				2015	1016	1016	QRS Defense
1017	TUV Maritime	Maritime	Shipping	210 Maritime Dr	Anytown, CA	90017	CA	555-678-9012				2016	1017	1017	TUV Maritime
1018	WXY Agriculture	Agriculture	Farming	543 Agriculture Rd	Anytown, CA	90018	CA	555-789-0123				2017	1018	1018	WXY Agriculture
1019	ZAB Hospitality	Hospitality	Hotel	876 Hospitality St	Anytown, CA	90019	CA	555-890-1234				2018	1019	1019	ZAB Hospitality
1020	ACD Entertainment	Entertainment	Cinema	109 Entertainment Ln	Anytown, CA	90020	CA	555-901-2345				2019	1020	1020	ACD Entertainment
1021	BEF Sports	Sports	Stadium	432 Sports Blvd	Anytown, CA	90021	CA	555-012-3456				2020	1021	1021	BEF Sports
1022	GHI Utilities	Utilities	Power	765 Utilities Way	Anytown, CA	90022	CA	555-123-4567				2021	1022	1022	GHI Utilities
1023	JKL Environmental	Environmental	Conservation	098 Environmental Dr	Anytown, CA	90023	CA	555-234-5678				2022	1023	1023	JKL Environmental
1024	MNO Chemical	Chemical	Manufacturing	321 Chemical St	Anytown, CA	90024	CA	555-345-6789				2023	1024	1024	MNO Chemical
1025	PQR Textiles	Textiles	Manufacturing	654 Textiles Pkwy	Anytown, CA	90025	CA	555-456-7890				2024	1025	1025	PQR Textiles
1026	STU Printing	Printing	Manufacturing	987 Printing Ave	Anytown, CA	90026	CA	555-567-8901				2025	1026	1026	STU Printing
1027	VWX Packaging	Packaging	Manufacturing	210 Packaging Dr	Anytown, CA	90027	CA	555-678-9012				2026	1027	1027	VWX Packaging
1028	YZA Food Processing	Food Processing	Manufacturing	543 Food Processing Rd	Anytown, CA	90028	CA	555-789-0123				2027	1028	1028	YZA Food Processing
1029	ABC Paper Mills	Paper Mills	Manufacturing	876 Paper Mills St	Anytown, CA	90029	CA	555-890-1234				2028	1029	1029	ABC Paper Mills
1030	DEF Glass Works	Glass Works	Manufacturing	109 Glass Works Ln	Anytown, CA	90030	CA	555-901-2345				2029	1030	1030	DEF Glass Works
1031	GHI Ceramics	Ceramics	Manufacturing	432 Ceramics Blvd	Anytown, CA	90031	CA	555-012-3456				2030	1031	1031	GHI Ceramics
1032	JKL Plastics	Plastics	Manufacturing	765 Plastics Way	Anytown, CA	90032	CA	555-123-4567				2031	1032	1032	JKL Plastics
1033	MNO Rubber	Rubber	Manufacturing	098 Rubber Dr	Anytown, CA	90033	CA	555-234-5678				2032	1033	1033	MNO Rubber
1034	PQR Metals	Metals	Manufacturing	321 Metals St	Anytown, CA	90034	CA	555-345-6789				2033	1034	1034	PQR Metals
1035	STU Lumber	Lumber	Manufacturing	654 Lumber Pkwy	Anytown, CA	90035	CA	555-456-7890				2034	1035	1035	STU Lumber
1036	VWX Textiles	Textiles	Manufacturing	987 Textiles Ave	Anytown, CA	90036	CA	555-567-8901				2035	1036	1036	VWX Textiles
1037	YZA Apparel	Apparel	Manufacturing	210 Apparel Dr	Anytown, CA	90037	CA	555-678-9012				2036	1037	1037	YZA Apparel
1038	ABC Footwear	Footwear	Manufacturing	543 Footwear Rd	Anytown, CA	90038	CA	555-789-0123				2037	1038	1038	ABC Footwear
1039	DEF Jewelry	Jewelry	Manufacturing	876 Jewelry St	Anytown, CA	90039	CA	555-890-1234				2038	1039	1039	DEF Jewelry
1040	GHI Watches	Watches	Manufacturing	109 Watches Ln	Anytown, CA	90040	CA	555-901-2345				2039	1040	1040	GHI Watches
1041	JKL Eyewear	Eyewear	Manufacturing	432 Eyewear Blvd	Anytown, CA	90041	CA	555-012-3456				2040	1041	1041	JKL Eyewear
1042	MNO Optical	Optical	Manufacturing	765 Optical Way	Anytown, CA	90042	CA	555-123-4567				2041	1042	1042	MNO Optical
1043	PQR Eyeglasses	Eyeglasses	Manufacturing	098 Eyeglasses Dr	Anytown, CA	90043	CA	555-234-5678				2042	1043	1043	PQR Eyeglasses
1044	STU Contact Lenses	Contact Lenses	Manufacturing	321 Contact Lenses St	Anytown, CA	90044	CA	555-345-6789				2043	1044	1044	STU Contact Lenses
1045	VWX Hearing Aids	Hearing Aids	Manufacturing	654 Hearing Aids Pkwy	Anytown, CA	90045	CA	555-456-7890				2044	1045	1045	VWX Hearing Aids
1046	YZA Prosthetics	Prosthetics	Manufacturing	987 Prosthetics Ave	Anytown, CA	90046	CA	555-567-8901				2045	1046	1046	YZA Prosthetics
1047	ABC Dentures	Dentures	Manufacturing	210 Dentures Dr	Anytown, CA	90047	CA	555-678-9012				2046	1047	1047	ABC Dentures
1048	DEF Implants	Implants	Manufacturing	543 Implants Rd	Anytown, CA	90048	CA	555-789-0123				2047	1048	1048	DEF Implants
1049	GHI Prosthetics	Prosthetics	Manufacturing	876 Prosthetics St	Anytown, CA	90049	CA	555-890-1234				2048	1049	1049	GHI Prosthetics
1050	JKL Orthotics	Orthotics	Manufacturing	109 Orthotics Ln	Anytown, CA	90050	CA	555-901-2345				2049	1050	1050	JKL Orthotics


This image shows a large grid of graph paper. The grid consists of 20 columns and 60 rows of small squares. The grid is mostly blank, with a few faint, illegible marks in the leftmost column. The grid is oriented vertically on the page.





A large grid of graph paper with 20 columns and 100 rows. The grid is composed of small squares and is intended for drawing or plotting.





















Blank grid for data entry.





A large empty grid table with 20 columns and 30 rows. The grid is composed of thin, light gray lines forming a uniform pattern of small squares. The table is currently blank, with no text or data entered into any of the cells.